OPREMA ZA NEIZOLIRANE NADZEMNE ELEKTROENERGETSKE MREŽE 10, 20 i 35 kV

EQUIPMENT FOR UNINSULATED OVERHEAD POWER NETWORKS 10, 20 AND 35 kV

6

METAL PRODUCT®

2021.

Objavom ovog izdanja sva prethodna izdanja ovog kataloga postaju nevažeća.

Metal Product zadržava pravo izmjene podataka prema zahtjevima tehnološkog napretka i bez prethodne najave.

Informacije o proizvodima koji nisu uvršteni u ovaj katalog mogu se dobiti na poseban upit.

Prilikom narudžbe potrebno je definirati:
- kataloški broj proizvoda,
- tip proizvoda,
- potrebnu količinu

Upon publication of this catalogue, all previous issues become invalid.

Metal Product *to change as required by technical progress.*

Information about products not enlisted in this issue, can and will be submitted upon request.

When ordering, please specify:
- *Catalogue number,*
- *Product type,*
- *Quantity*

SADRŽAJ

POGLAVLJE 1: NEIZOLIRARNI NADZEMNI VODOVI SREDNJEG NAPONA (10, 20 i 35 kV) NA DRVENIM STUPOVIMA		5
PRILOG:		
1.0	**Prikaz ovješenja vodiča na drvenim stupovima s čeličnim konzolama**	7
1.01	Shematski prikaz ovješenja vodiča na drvenim stupovima s čeličnim konzolama	9
1.02	Označavanje vrsta stupova i ovješenja kod SN vodova	10
1.1	**Prikaz montažnih rješenja ovješenja na drvenim stupovima**	11
1.1.1	Nosivi drveni stup s jednostrukim ovješenjema na savinutim nosačima izolatora	13
1.1.2	Nosivi drveni stup s jednostrukim ovješenjem na čeličnim konzolama	14
1.1.3	Nosivi drveni stup s dvostrukim ovješenjem na čeličnim konzolama	15
1.1.4	Kutni A-stup s jednostrukim ovješenjem na čeličnim konzolama	16
1.1.5	Kutni A-stup s dvostrukim ovješenjem na čeličnim konzolama	17
1.1.6	Zatezni stup s ovješenjem na čeličnim konzolama pomoću izolatorskih lanaca	18
1.1.7	Odcjepno – nosivi stup sa savinutim nosačima izolatora i izolatorskim lancima	19
1.1.8	Zatezni stup s jednostrukim ovješenjem na čeličnim konzolama	20
1.1.9	Zatezni stup s dvostrukim ovješenjem na čeličnim konzolama.	21
1.1.10	Nosivi drveni stup s čeličnim konzolama i ovješenjem pomoću izolatorskih lanaca	22
1.1.11	Kutni A-stupovi s čeličnim konzolama i ovješenjem pomoću izolatorskih lanaca -garnitura	23
1.1.12	Zatezno rasteretni stup s čeličnim konzolama i ovješenjem pomoću izolatorskih lanaca – garnitura	24
1.1.13	Nosivo – odcjepni stup s ovješenjem na čeličnim konzolama pomoću izolatorskih lanaca	25
1.1.14	Nosivi drveni stup s vršnom čeličnom konzolom	26
1.1.15	Kutni A-stup s vršnom čeličnom konzolom	27
1.1.16	Nosivi betonski stup s kompakt glavom	28
1.1.17	Nosivi drveni stup s kompakt glavom – JELA glava	29
1.2	**Prikaz ostalih montažnih rješenja**	31
1.2.1	Prijelaz zračnog SN voda u kabelski	33
1.2.2	Sidrenje drvenih stupova	34
1.3.	**Oprema za SN nadzemne vodove na drvenim stupovima**	35
1.3.1.1	Oprema za sidrenje drvenih stupova	37
1.3.1.2	Natezni vijci	38
1.3.1.3	Stezaljke za čeličnu užad	39
1.3.2.	Ovjesni pribor za ovješenje izolatorskih lanaca	40
1.3.3.	Nosivi drveni stup na betonskom nogaru	41
1.3.4	Kutno zatezni drveni A-stup	42
1.3.5.1	Obujmice za betonske nogare (prema tipizaciji HEP-a)	43
1.3.5.2	Obujmice za betonske nogare (GIP NERETVA, Čapljina)	44
1.3.5.3	Obujmice za betonske nogare (SGP PRIMORJE, Ajdovščina)	45
1.3.7	Dvostruki vijak s podložnim pločicama i maticama	46

POGLAVLJE 2: NEIZOLIRANI NADZEMNI VODOVI SREDNJEG NAPONA (10, 20 i 35 kV) NA BETONSKIM STUPOVIMA 47

PRILOG:

2.0	**Prikaz ovješenja neizoliranih vodiča na betonskim stupovima s betonskim i čeličnim konzolama**	49
2.01	Shematski prikaz ovješenja vodiča na betonskim stupovima s betonskim i čeličnim konzolama	51
2.02	Shematski prikaz ovješenja vodiča na betonskim stupovima s betonskim i čeličnim konzolama	52
2.1	**Prikaz montažnih rješenja ovješenja neizoliranih nadzemnih SN vodova**	
	na betonskim konzolama	53
2.1.1	Nosivo – odcjepni betonski stup s betonskim konzolama – GAMA glava	55
2.1.2	Nosivo – odcjepni betonski stup s betonskim konzolama – DELTA glava	56
2.1.3	Prijelaz nadzemnog SN voda u kabelski na betonskom stupu	57
2.2	**Prikaz montažnih rješenja ovješenja neizoliranih nadzemnih SN vodova na čeličnim konzolama**	59
2.2.0	Označavanje čeličnih konzola za betonske stupove	61
2.2.1	Nosivo – odcjepni betonski stup s čeličnim konzolama – DELTA glava	62
2.2.2	Nosivo – odcjepni betosnki stup s čeličnim konzolama – GAMA glava	63
2.2.2.1	Nosive čelične konzole za betonski stup – DELTA glava	64
2.2.2.2	Nosive čelične konzole za betonski stup – GAMA glava	65
2.2.2.3	Zatezne/rasteretne čelične konzole za betonski stup – DELTA glava	66
2.2.2.4	Zatezne/rasteretne čelične konzole za betosnki stup – DELTA glava	67
2.2.3	Nosive/zatezne čelične konzole za betonski stup – DELTA/GAMA glava	68
2.4	**Oprema za SN vodove na betonskim stupovima**	69
2.4.1	Oprema za zatezno ovješenje kapastih i štapnih izolatora	71
2.4.2	Oprema za zetezno ovješenje kapastih i štapnih izolatora	72
2.4.3	Oprema za zetezno ovješenje kapastih i štapnih izolatora	73
2.4.4	Nosač linijskog rastavljača na betonskoj konzoli – GAMA glava	74
2.4.5	Mehanička zaštita kabela uz betonski štap	75
2.4.6	Učvršćenje vodiča na potporni izolator pomoću gibljive stezaljke	76
2.4.7	Pribor za izolatorske lance - zastavica	77

POGLAVLJE 3: NOSAČI IZOLATORA ZA NADZEMNE VODOVE SREDNJEG NAPONA (10, 20 i 35 kV) 79

PRILOG:

3.1 Savinuti nosači potpornih SN izolatora **81**

3.1.1 Savinuti nosači potpornih izolatora, tip: NSV-25F, NSV-25E 83

3.1.2 Savinuti nosači potpornih SN izolatora, tip: NSV-28F, NSV-28E 84

3.1.3 Savinuti nosači potpornih SN izolatora, tip: OK-400, OK-500 85

3.2 Ravni nosači potpornih SN izolatora 87

3.2.1 Ravni nosači potpornih SN izolatora, tip: NPV-25A 89

3.2.2 Ravni nosači potpornih SN izolatora, tip: NPV-28A 90

3.2.3 Ravni nosači potpornih SN izolatora, tip: NPV-35A 91

3.2.4 Ravni nosači potpornih SN izolatora, tip: NPV-25B 92

3.2.5 Ravni nosači potpornih SN izolatora, tip: NPV-28B 93

3.3 Oblici glava nosača SN izolatora 95

3.3.0 Tipovi glava nosača potpornih SN izolatora (za NSV i NPV) 97

3.4 Nosači potpornih SN izolatora s punom jezgrom i kompozitnih izolatora 99

3.4.0 Ravni nosači potpornih SN izolatora s punom jezgrom, tip: NPJ 101

3.4.1 Ravni nosači potpornih SN izolatora s punom jezgrom, tip: NPJ 102

3.5 Srednjenaponski potporni izolatori – VHD, VHT 103

3.5.1 Srednjenaponski potporni izolatori 105

3.5.2 Srednjenaponski potporni izolatori 106

3.6 Srednjenaponski potporni izolatori s punom jezgrom 107

3.6.1 Srednjenaponski potporni izolatori (s punom jezgrom) 109

3.6.2 Srednjenaponski potporni izolatori (s punom jezgrom) 110

POGLAVLJE 4: BETONSKI STUPOVI I KONZOLE – TEHNIČKI PODACI 111

PRILOG

4.1 Betonski stupovi i konzole raznih proizvođača 113

4.1.1 Srednjenaponski betosnki stupovi, Tehnobeton Varaždin, standardne izvedbe stupova 115

4.1.1.1 Srednjenaponske standardne AB konzole – Tehnobeton Varaždin, GAMA glava 116

4.1.1.2 Srednjenaponske specijalne AB konzole, Tehnobeton Varaždin, GAMA glava 117

4.1.1.3 Srednjenaponske specijalne AB konzole, Tehnobeton Varaždin, GAMA glava 118

4.1.1.4 Srednjenaponske AB konzole, Tehnobeton Varaždin, DELTA glava – mala 119

4.1.1.5 Srednjenaponske AB konzole, Tehnobeton Varaždin, DELTA glava – velika 120

4.1.2 Srednjenaponski betonski stupovi, TBS, Jastrebarsko 121

4.1.3 Srednjenaponski betonski stupovi, tipizacija BiH 122

4.1.4 Srednjenaponski betonski stupovi, SGP Primorje, Ajdovščina 123

4.1.5 Srednjenaponski betonski stupovi, GIP neretva, Čapljina 124

POGLAVLJE 5: AL/ČE UŽAD- TEHNIČKI PODACI **125**

Prilog

5.1 Al/Če užad za nadzemne vodove 127

POGLAVLJE 6: SPOJNA OPREMA ZA NEIZOLIRANE VODOVE 129

Prilog

6.1 Stezaljke za uzemljenje 131

6.2 Kabelske stopice Al- uzdužno vodonepropusne 132

6.3 Stezaljke Al strujne s upuštenom glavom vijka (kovane) 133

6.4 Stezaljke Al strujne- ravne 134

6.5 Stezaljke Cu odvojne 135

6.6 Stezaljke Al odvojne 136

6.7 Stezaljke Al/Cu odvojne 137

6.8 Stezaljke završne Al, Cu 138

6.9 Čahure za mehanički opterećene spojeve Cu užadi (prema DIN 48085, dio 1) 139

6.10 Čahure za mehanički opterećene spojeve Al užadi (prema DIN 48201, dio 2) 140

6.11 Čahure za mehanički opterećene spojeve Al/Če užadi (prema Din 48085, dio 3) 141

6.12 Čahure za mehanički neopterećene spojeve Al/če užadi 142

6.13 Zarezne ovalne spojnice za Al/če užad za mehanički opterećene spojeve (duga izvedba) 143

6.14 Zarezne ovalne spojnice za Al/če užad za mehanički opterećene spojeve (kratka izvedba) 144

1. NEIZOLIRANI NADZEMNI VODOVI SREDNJEG NAPONA (10, 20 i 35 kV) NA DRVENIM STUPOVIMA

1.0 PRIKAZ OVJEŠENJA VODIČA NA DRVENIM STUPOVIMA S ČELIČNIM KONZOLAMA

	NAMJENA STUPA	VRSTA OVJEŠENJA	STRANA KATALOGA
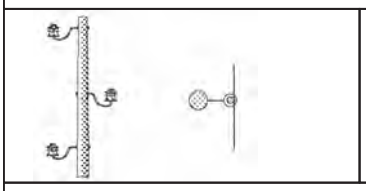	N	L Lp	13
	NAMJENA STUPA	VRSTA OVJEŠENJA	STRANA KATALOGA
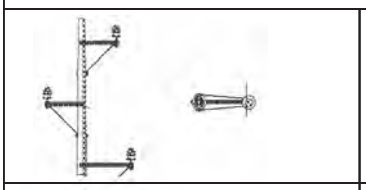	N	L Lp	14
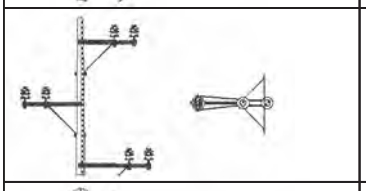	N	DL DLp	15
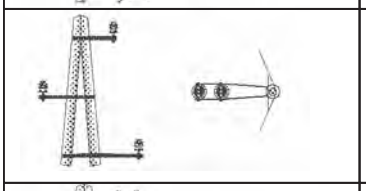	K	LK LKp	16
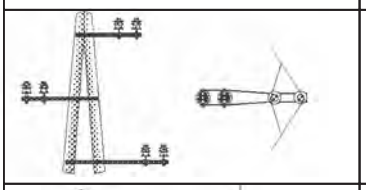	K	DLK DLKp	17
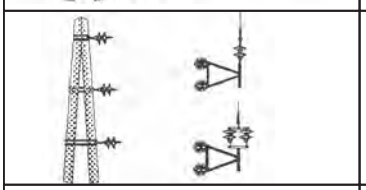	Z	Zp DZp	18
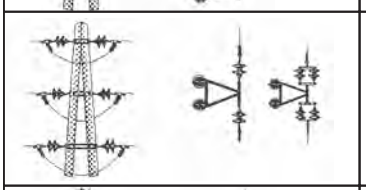	R	Zp/Zp DZp/DZp DZp/Zp	18
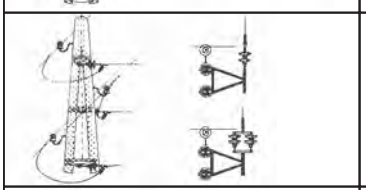	O	Lp/Zp Lp/DZp	19
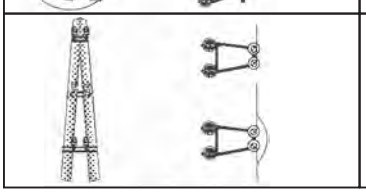	Z	DZ Dzp Z/Z Zp/Zp	20

	NAMJENA STUPA	VRSTA OVJEŠENJA	STRANA KATALOGA
	Z	DZ/Z DZp/DZp	21
	NAMJENA STUPA	VRSTA OVJEŠENJA	STRANA KATALOGA
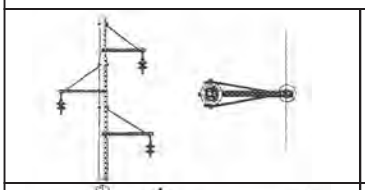	N	Lp	22
	K	Zkp/ ZKp DZKp/ DZKp	23
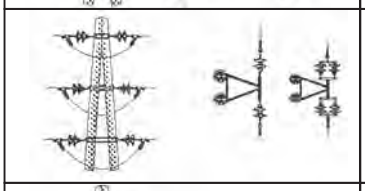	R	Zp/Zp DZp/DZp	24
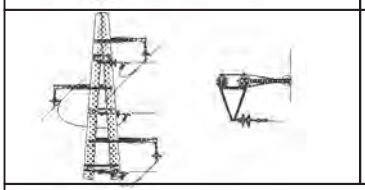	O	Lp/Zp Lp/DZp	25
	NAMJENA STUPA	VRSTA OVJEŠENJA	STRANA KATALOGA
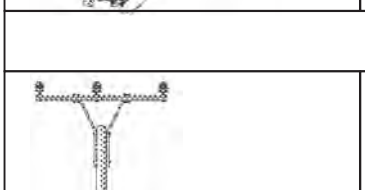	N	L Lp	26
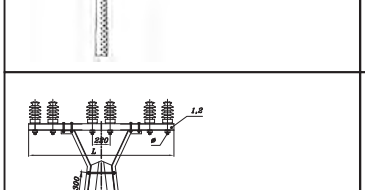	N	DL DLp	27

SHEMATSKI PRIKAZ OVJEŠENJA VODIČA NA DRVENIM STUPOVIMA S ČELIČNIM KONZOLAMA

VRSTA STUPOVA	
N	NOSIVI STUP
K	KUTNI STUP
R	RASTERETNI STUP
Z	ZATEZNI STUP
O	ODCJEPNI STUP
LR	STUP S LINIJSKIM RASTAVLJAČEM
OLR	STUP S ODCJEPNIM RASTAVLJAČEM
OLR/KB	STUP S ODCJEPNIM RASTAVLJAČEM I PRELAZOM U KABEL

VRSTA OVJEŠENJA	
L	LINIJSKO
Lp	LINIJSKO POJAČANO
DL	DVOSTRUKO LINIJSKO
Dlp	DVOSTRUKO LINIJSKO POJAČANO
LK	LINIJSKO KUTNO
LKp	LINIJSKO KUTNO POJAČANO
DLK	DVOSTRUKO LINIJSKO KUTNO
DLKp	DVOSTRUKO LINIJSKO KUTNO POJAČANO
Z	ZATEZNO
Zp	ZATEZNO POJAČANO
ZKp	ZATEZNO KUTNO POJAČANO
DZ	DVOSTRUKO ZATEZNO
DZp	DVOSTRUKO ZATEZNO POJAČANO
DZKp	DVOSTRUKO ZATEZNO KUTNO POJAČANO

NAPOMENA:

UZ SVAKI SIMBOL (OZNAKU) MOŽE SE NAZNAČITI

I VRSTA IZOLATORA:

- BEZ OZNAKE - POTPORNI IZOLATOR
- OZNAKA **k** - KAPASTI IZOLATOR
- OZNAKA **š** - ŠTAPNI IZOLATOR

PRIMJER:

ZKpk/ZKpk

ZKpš/ZKpš

DZ

OZNAČAVANJE VRSTA STUPOVA I OVJEŠENJA KOD SN VODOVA

1.1 PRIKAZ MONTAŽNIH RJEŠENJA OVJEŠENJA NA DRVENIM STUPOVIMA

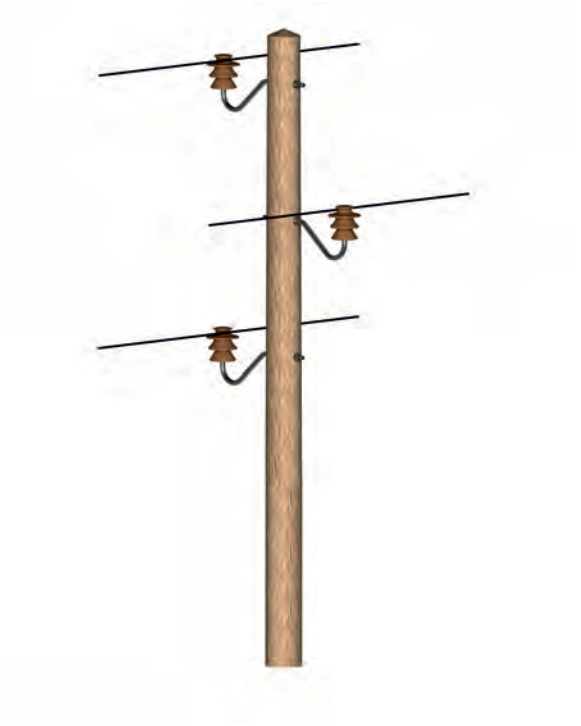

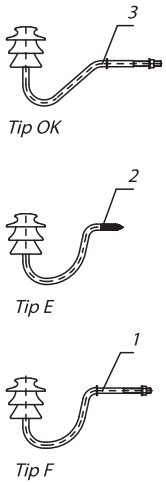

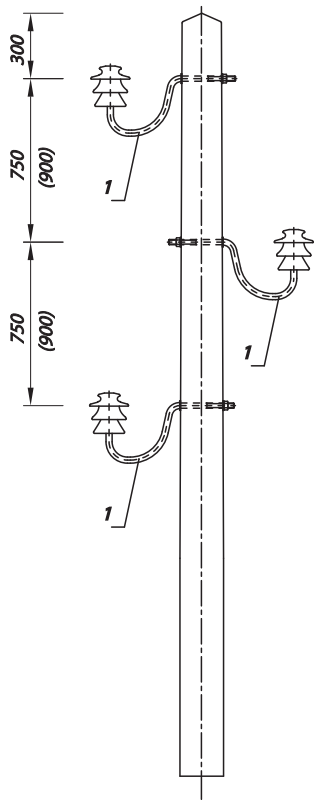

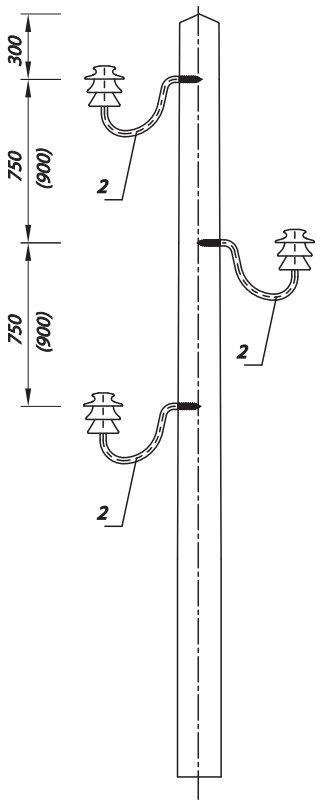

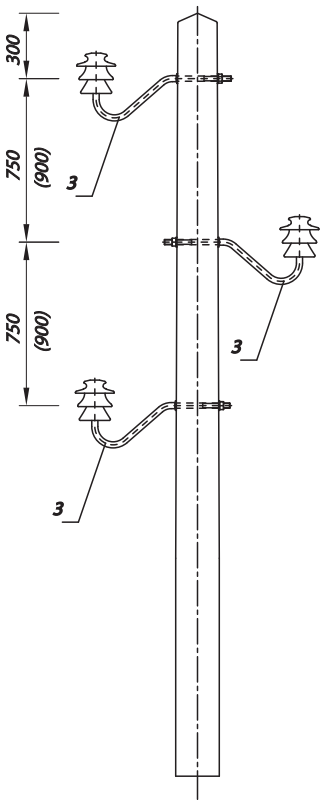

POZ. ITEM	NAZIV DESCRIPTION	TIP TYP	DIMENZIJE DIMENSIONS	KAT.BROJ CAT.NO	MASA MASS KG
3	NOSAČ IZOLATORA SAVINUTI	OK 500	ODABIR NOSAČA IZOLATORA OVISNO O VRSTI IZOLATORA VRŠITI PREMA PRILOGU 3.1.1; 3.1.2; 3.1.3		
		OK 400			
2		NSV 28 E			
		NSV 25 E			
1		NSV 28 F			
		NSV 25 F			

NOSIVI DRVENI STUP S JEDNOSTRUKIM OVJEŠENJEM NA SAVINUTIM NOSAČIMA IZOLATORA

METAL PRODUCT®

PRILOG BR.: ATTACHMENT NO: 1.1.1

STRANICA: PAGE: 013





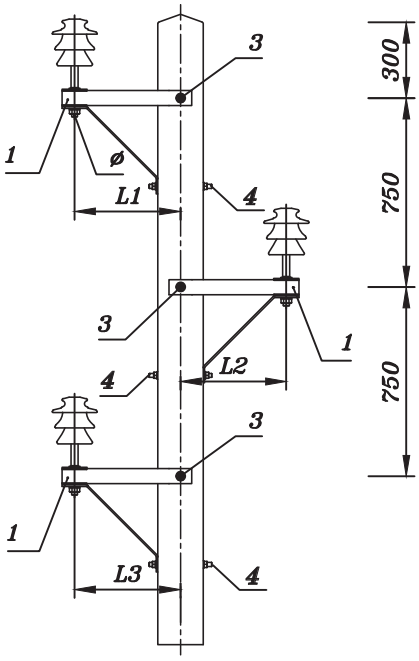

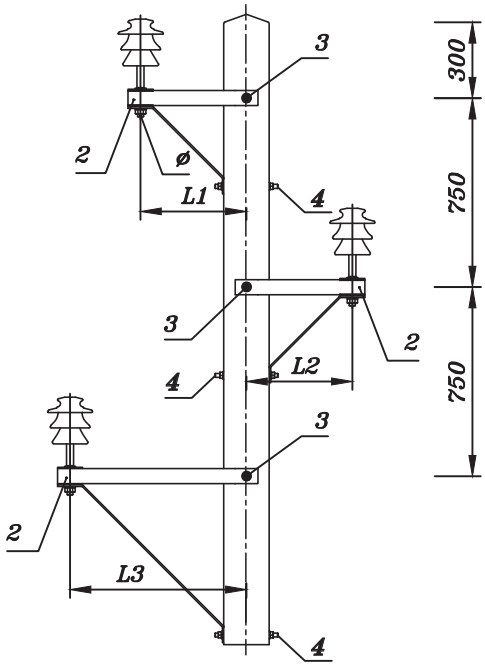

KONZOLE SE ISPORUČUJU U GARNITURAMA.

VIJCI ZA MONTAŽU KONZOLA SE NARUČUJU POSEBNO.

POVRŠINSKA ZAŠTITA: VRUĆE POCINČANO.

POZ. ITEM	NAZIV DESCRIPTION	TIP TYP	L1 (mm)	L2 (mm)	L3 (mm)	ø (mm)	KAT.BROJ CAT.NO	MASA MASS KG
			DIMENZIJE / DIMENSIONS					
4	VIJAK DVOSTRUKI		M 16X 250				MP331625	0,57
3	VIJAK DVOSTRUKI		M 20 X 250				MP332025	0,83
2	KONZOLA LINIJSKA ZA JEDNOSTRUKO OVJEŠENJE - GARNITURA	KL-JZ/26-K	420	420	700	26	MP341194	17,9
		KL-JZ/22-K				22	MP341196	17,9
1	KONZOLA LINIJSKA ZA JEDNOSTRUKO OVJEŠENJE - GARNITURA	KL-JZ/26	420	420	420	26	MP341190	15,4
		KL-JZ/22				22	MP341192	15,4

NOSIVI DRVENI STUP S JEDNOSTRUKIM OVJEŠENJEM NA ČELIČNIM KONZOLAMA





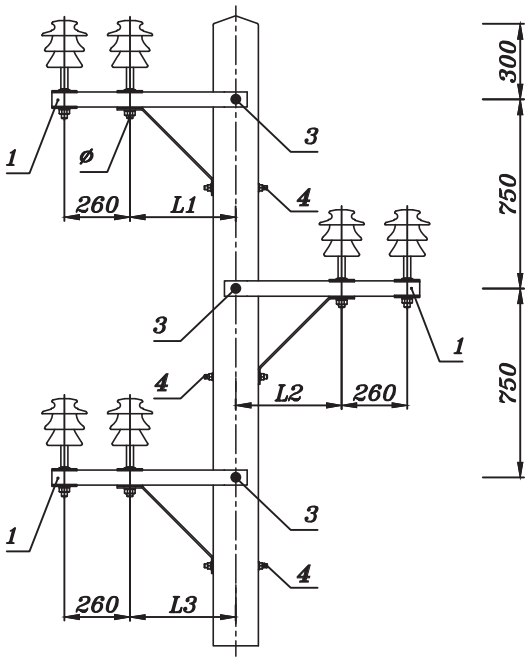

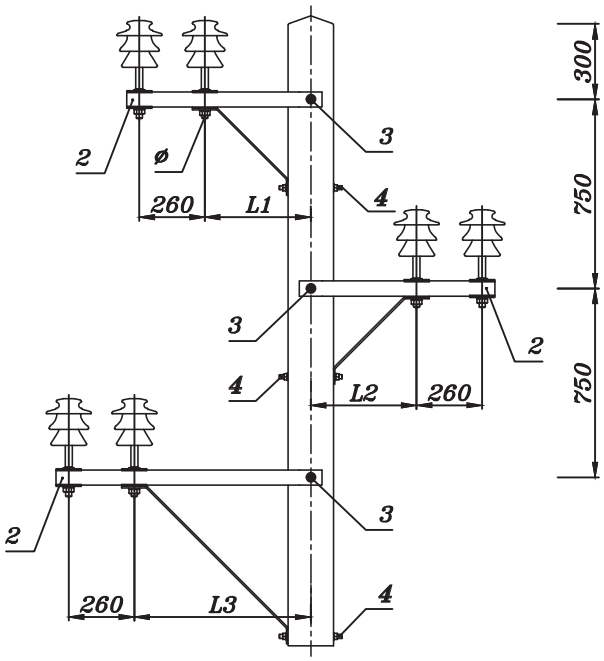

KONZOLE SE ISPORUČUJU U GARNITURAMA.

VIJCI ZA MONTAŽU KONZOLA SE NARUČUJU POSEBNO.

POVRŠINSKA ZAŠTITA: VRUĆE POCINČANO.

POZ. ITEM	NAZIV DESCRIPTION	TIP TYP	L1 (mm)	L2 (mm)	L3 (mm)	ø (mm)	KAT.BROJ CAT.NO	MASA MASS KG
			DIMENZIJE / DIMENSIONS					
4	VIJAK DVOSTRUKI		M 16 X 250				MP331625	0,57
3	VIJAK DVOSTRUKI		M 20 X 250				MP332025	0,83
2	KONZOLA LINIJSKA ZA DVOSTRUKO OVJEŠENJE - GARNITURA	KL-DZ/32-K	420	420	700	32	MP341295	21,5
		KL-DZ/26-K				26	MP341294	21,5
		KL-DZ/22-K				22	MP341296	21,5
1	KONZOLA LINIJSKA ZA DVOSTRUKO OVJEŠENJE - GARNITURA	KL-DZ/32	420	420	420	32	MP341293	17,4
		KL-DZ/26				26	MP341290	17,4
		KL-DZ/22				22	MP341292	17,4

NOSIVI DRVENI STUP S DVOSTRUKIM OVJEŠENJEM NA ČELIČNIM KONZOLAMA

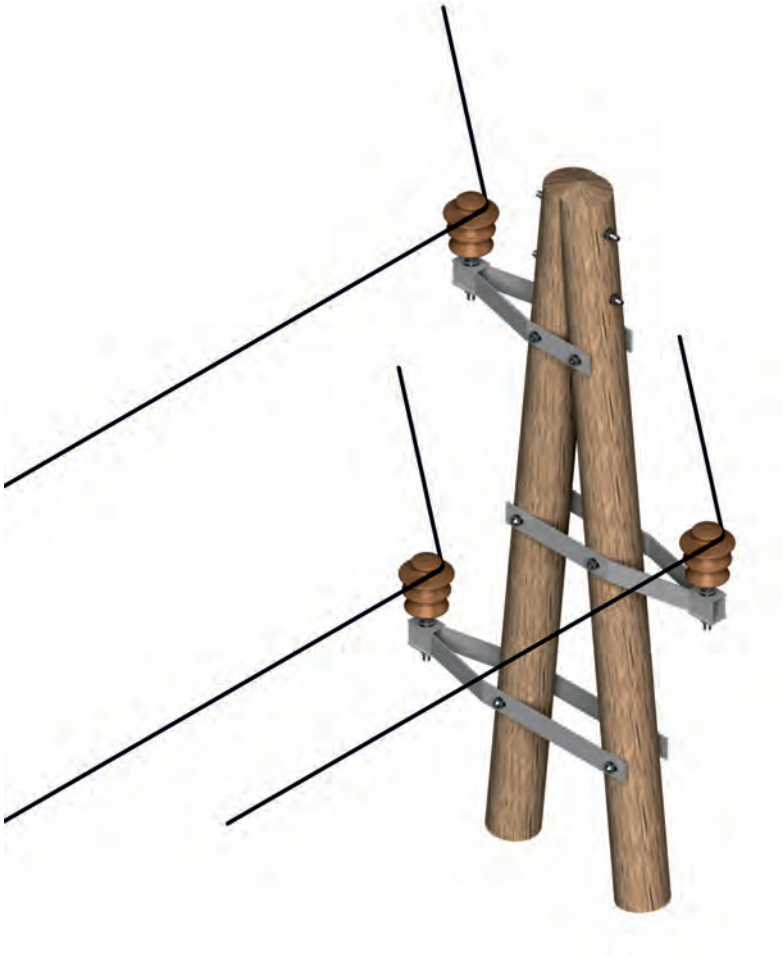

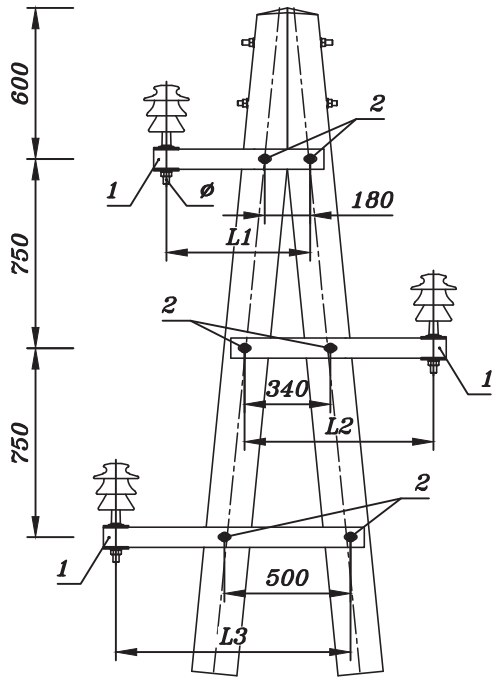

KONZOLE SE ISPORUČUJU U GARNITURAMA.

VIJCI ZA MONTAŽU KONZOLA SE NARUČUJU POSEBNO.

POVRŠINSKA ZAŠTITA: VRUĆE POCINČANO.

POZ. ITEM	NAZIV DESCRIPTION	TIP TYP	L1 (mm)	L2 (mm)	L3 (mm)	ø (mm)	KAT.BROJ CAT.NO	MASA MASS KG
			DIMENZIJE / DIMENSIONS					
2	VIJAK DVOSTRUKI		M 20 X 250				MP332025	0,83
1	KONZOLA KUTNA ZA JEDNOSTRUKO OVJEŠENJE - GARNITURA	KK-JZ/32	570	750	930	32	MP341395	28
		KK-JZ/26				26	MP341392	28
		KK-JZ/22				22	MP341390	28

KUTNI A-STUP S JEDNOSTRUKIM OVJEŠENJEM NA ČELIČNIM KONZOLAMA

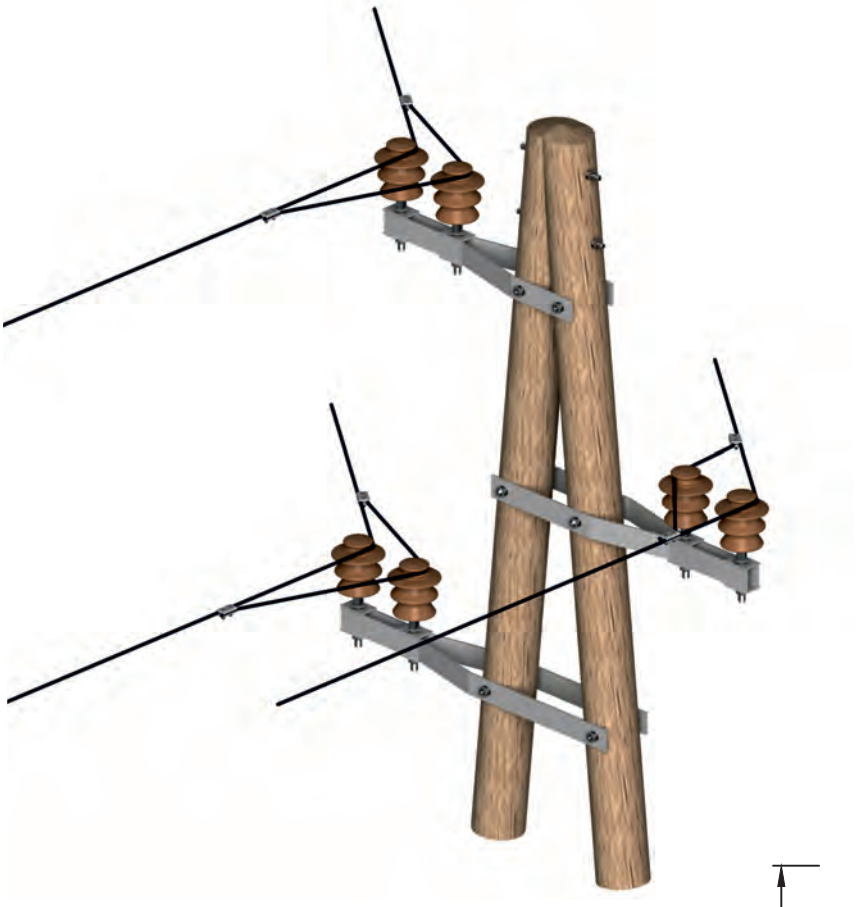

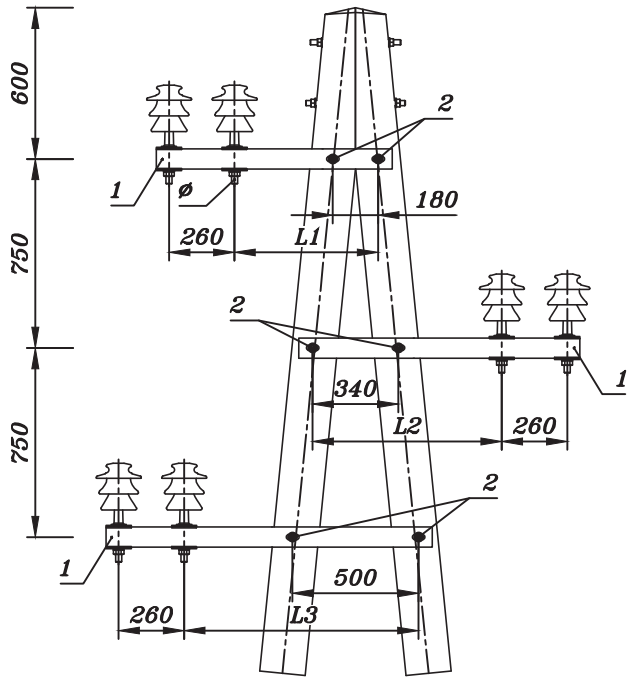

KONZOLE SE ISPORUČUJU U GARNITURAMA.

VIJCI ZA MONTAŽU KONZOLA SE NARUČUJU POSEBNO.

POVRŠINSKA ZAŠTITA: VRUĆE POCINČANO.

POZ. ITEM	NAZIV DESCRIPTION	TIP TYP	L1 (mm)	L2 (mm)	L3 (mm)	ø (mm)	KAT.BROJ CAT.NO	MASA MASS KG
			DIMENZIJE / DIMENSIONS					
2	VIJAK DVOSTRUKI		M 20 X 250				MP332025	0,83
1	KONZOLA KUTNA ZA DVOOSTRUKO OVJEŠENJE - GARNITURA	KK-DZ/32	570	750	930	32	MP341495	38
		KK-DZ/26				26	MP341492	38
		KK-DZ/22				22	MP341490	38

KUTNI A-STUP S DVOSTRUKIM ZAVJEŠENJEM NA ČELIČNIM KONZOLAMA

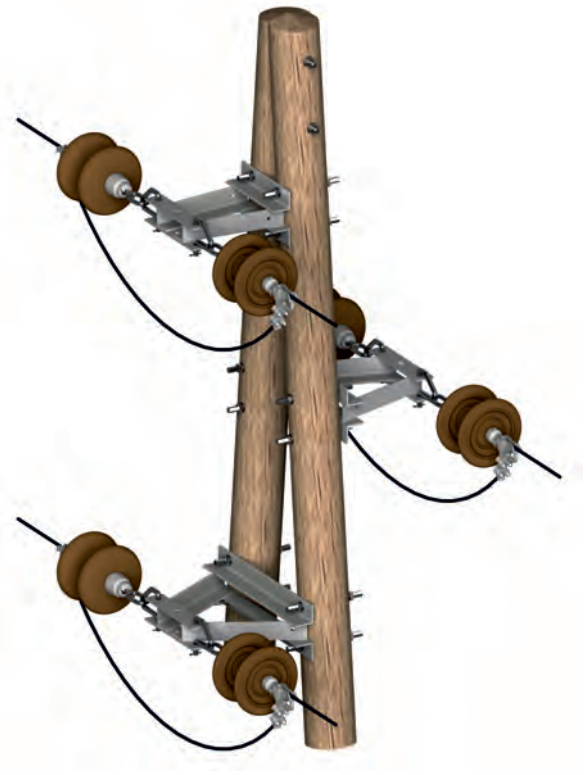



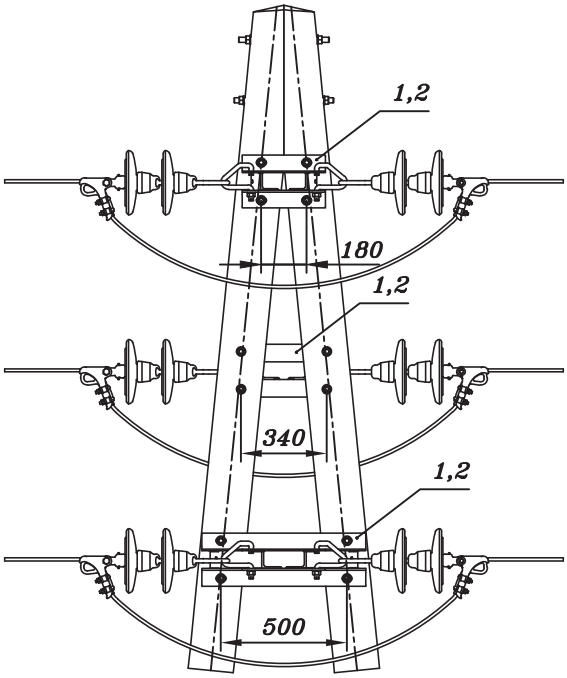

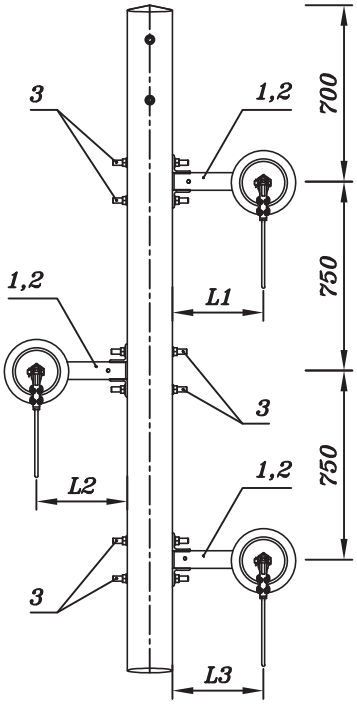

KONZOLE SE ISPORUČUJU U GARNITURAMA.

VIJCI ZA MONTAŽU KONZOLA SE NARUČUJU POSEBNO.

POVRŠINSKA ZAŠTITA: VRUĆE POCINČANO.

POZ. ITEM	NAZIV DESCRIPTION	TIP TYP	L1 (mm)	L2 (mm)	L3 (mm)	ø (mm)	KAT.BROJ CAT.NO	MASA MASS KG
			DIMENZIJE / DIMENSIONS					
3	VIJAK DVOSTRUKI		M 20 X 300				MP332030	0,95
2	KONZOLA ZATEZNA ZA IZOLATORSKE LANCE - GARNITURA	KZ-IZL-K	360	360	560		MP341684	49
1	KONZOLA ZATEZNA ZA IZOLATORSKE LANCE - GARNITURA	KZ-IZL	360	360	360		MP341682	47

ZATEZNI STUP S OVJEŠENJEM NA ČELIČNIM KONZOLAMA POMOĆU IZOLATORSKIH LANACA

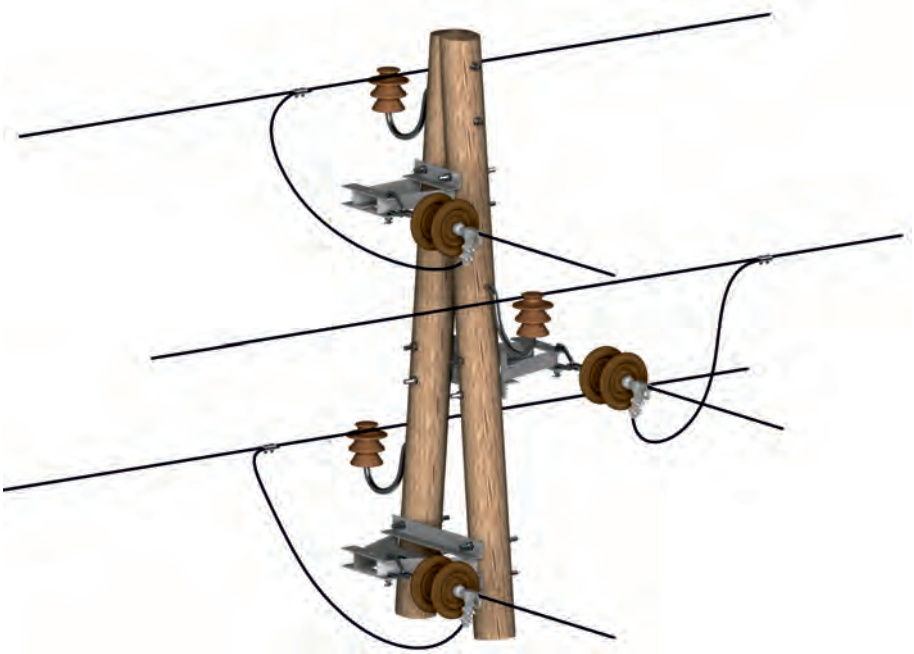

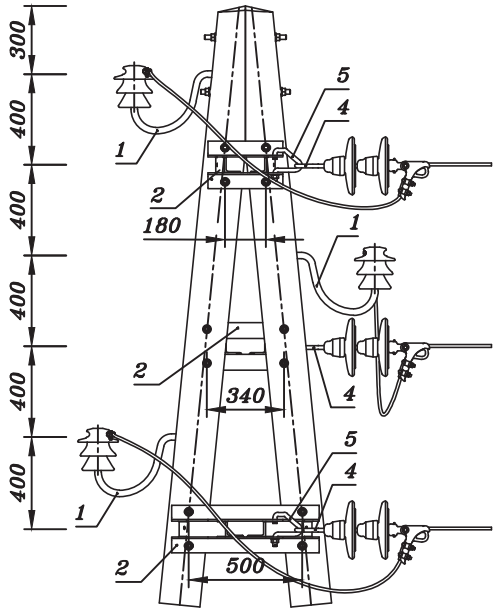

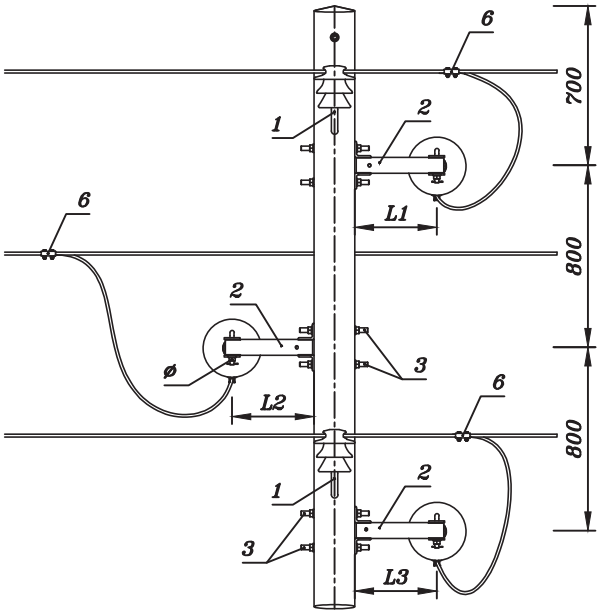

KONZOLE SE ISPORUČUJU U GARNITURAMA.

VIJCI ZA MONTAŽU KONZOLA SE NARUČUJU POSEBNO.

POVRŠINSKA ZAŠTITA: VRUĆE POCINČANO.

POZ. ITEM	NAZIV DESCRIPTION	TIP TYP	L1 (mm)	L2 (mm)	L3 (mm)	ø (mm)	KAT.BROJ CAT.NO	MASA MASS KG
			DIMENZIJE / DIMENSIONS					
6	STRUJNA STEZALJKA	ODABIR PREMA PRILOGU 6.3						
5	D-STREMEN	VIDI PRILOG 1.3.2					MP395010	0,73
4	KARIKA S BATIĆEM	VIDI PRILOG 1.3.2					MP395000	0,50
3	VIJAK DVOSTRUKI		M 20 X 300				MP332030	0,95
2	KONZOLA ZATEZNO - OTCIJEPNA ZA IZOLACIJSKE LANCE	KZO-IZL	360	360	360		MP341686	49
1	NOSAČ IZOLATORA SAVINUTI	ODABIR PREMA PRILOGU 3.1						

ODCJEPNO NOSIVI STUP SA SAVINUTIM NOSAČIMA IZOLATORA I IZOLATORSKIM LANCIMA

METAL PRODUCT®

PRILOG BR.: ATTACHMENT NO: 1.1.7





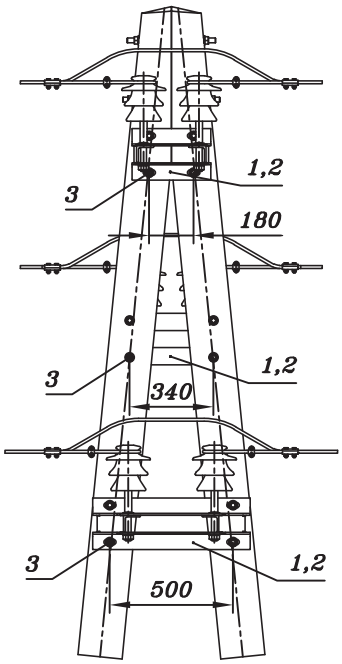

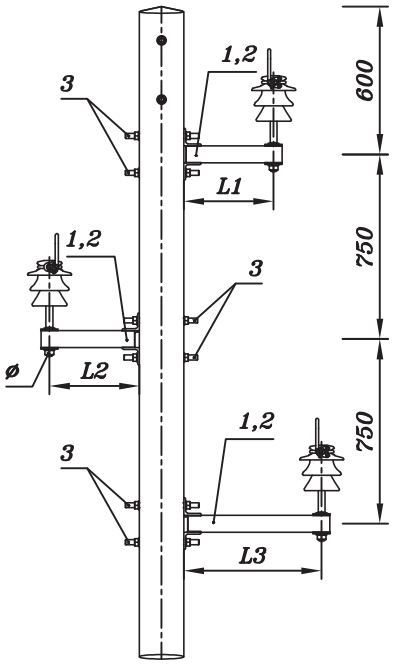

KONZOLE SE ISPORUČUJU U GARNITURAMA.

VIJCI ZA MONTAŽU KONZOLA SE NARUČUJU POSEBNO.

POVRŠINSKA ZAŠTITA: VRUĆE POCINČANO.

POZ. ITEM	NAZIV DESCRIPTION	TIP TYP	L1 (mm)	L2 (mm)	L3 (mm)	ø (mm)	KAT.BROJ CAT.NO	MASA MASS KG
			DIMENZIJE / DIMENSIONS					
3	VIJAK DVOSTRUKI		M 20 X 300				MP332030	0,95
2	KONZOLA ZATEZNA S JEDNOSTRUKIM OVJEŠENJEM - GARNITURA	KZ-JZ/32-K	360	360	560	32	MP341597	48,5
		KZ-JZ/26-K				26	MP341593	48,5
		KZ-JZ/22-K				22	MP341592	48,5
1	KONZOLA ZATEZNA S JEDNOSTRUKIM OVJEŠENJEM - GARNITURA	KZ-JZ/32	360	360	360	32	MP341595	46
		KZ-JZ/26				26	MP341594	46
		KZ-JZ/22				22	MP341590	46

ZATEZNI STUP S JEDNOSTRUKIM OVJEŠENJEM NA ČELIČNIM KONZOLAMA

METAL PRODUCT®

PRILOG BR.: ATTACHMENT NO: **1.1.8**

STRANICA: PAGE: 020





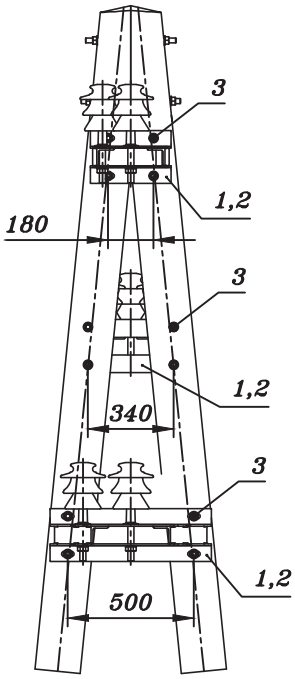

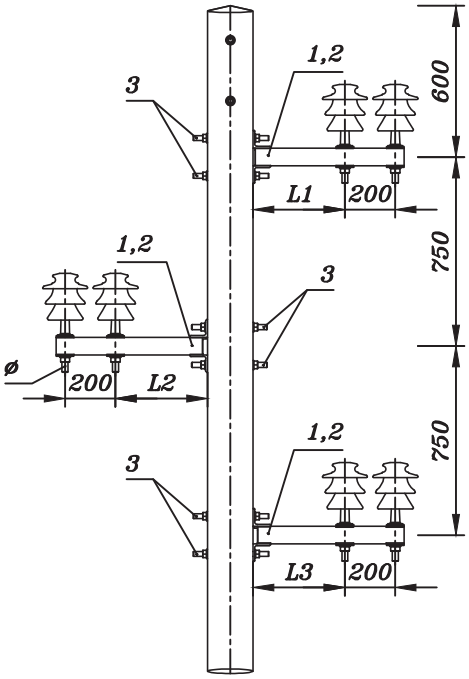

KONZOLE SE ISPORUČUJU U GARNITURAMA.

VIJCI ZA MONTAŽU KONZOLA SE NARUČUJU POSEBNO.

POVRŠINSKA ZAŠTITA: VRUĆE POCINČANO.

POZ. ITEM	NAZIV DESCRIPTION	TIP TYP	L1 (mm)	L2 (mm)	L3 (mm)	ø (mm)	KAT.BROJ CAT.NO	MASA MASS KG
			DIMENZIJE / DIMENSIONS					
3	VIJAK DVOSTRUKI		M20 X 300				MP332030	0,95
2	KONZOLA ZATEZNA S DVOSTRUKIM OVJEŠENJEM - GARNITURA	KZ-DZ/32-K	350	350	550	32	MP341697	63,5
		KZ-DZ/26-K				26	MP341604	63,5
		KZ-DZ/22-K				22	MP341602	63,5
1	KONZOLA ZATEZNA S DVOSTRUKIM OVJEŠENJEM - GARNITURA	KZ-DZ/32	350	350	350	32	MP341695	60,5
		KZ-DZ/26				26	MP341692	60,5
		KZ-DZ/22				22	MP341690	60,5

ZATEZNI STUP S DVOSTRUKIM OVJEŠENJEM NA ČELIČNIM KONZOLAMA

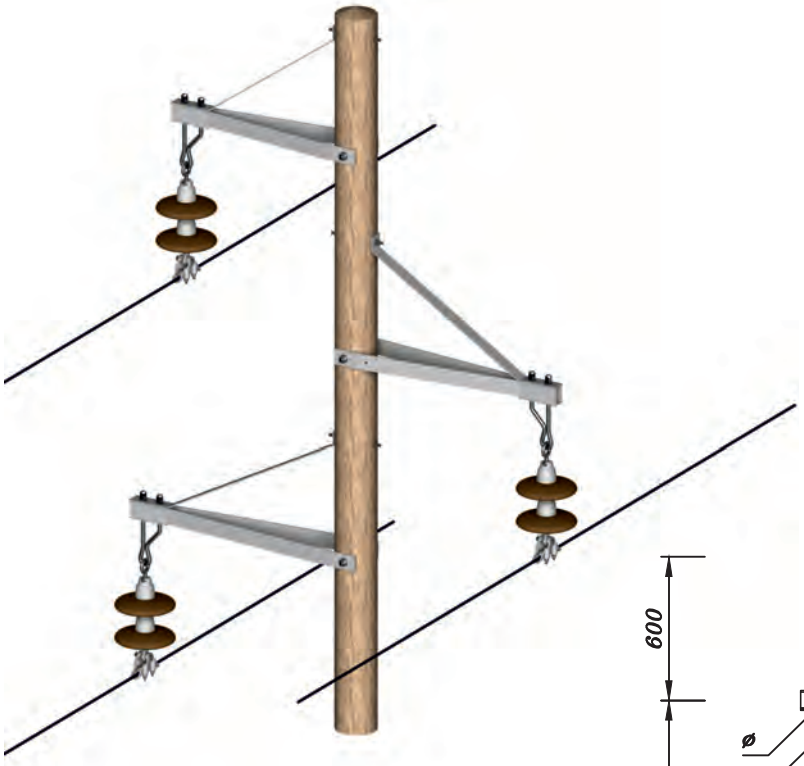

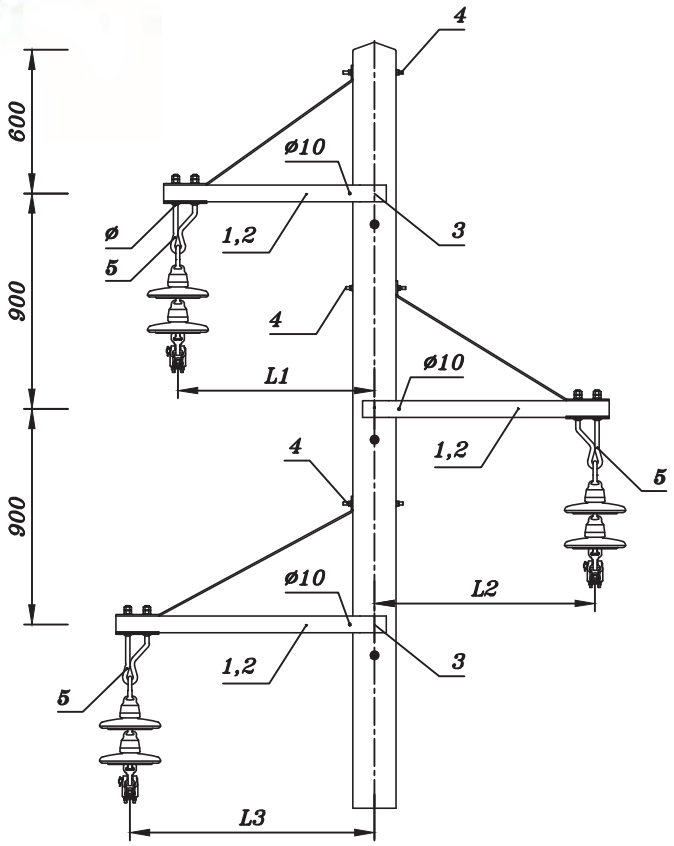

KONZOLE SE ISPORUČUJU U GARNITURAMA.
VIJCI ZA MONTAŽU KONZOLA I OVJESNI PRIBOR
SE NARUČUJU POSEBNO.

POVRŠINSKA ZAŠTITA: VRUĆE POCINČANO.

POZ. ITEM	NAZIV DESCRIPTION	TIP TYP	L1 (mm)	L2 (mm)	L3 (mm)	ø (mm)	KAT.BROJ CAT.NO	MASA MASS KG
			DIMENZIJE / DIMENSIONS					
5	V-STREMEN S KARIKOM	VIDI PRILOG 1.3.2						
4	VIJAK DVOSTRUKI		M 12 X 250				MP331225	0,25
3	VIJAK DVOSTRUKI		M 18 X 250				MP331825	0,46
2	KONZOLA LINIJSKA ZA OVJEŠENJE POMOĆU IZOLATORSKIH LANACA - GARNITURA	KL-IZL-P	905	1005	1105	20	MP341285	36,6
1	KONZOLA LINIJSKA ZA OVJEŠENJE POMOĆU IZOLATORSKIH LANACA - GARNITURA	KL-IZL	800	900	1000	20	MP341280	31

NOSIVI DRVENI STUP S ČELIČNIM KONZOLAMA I OVJEŠENJEM POMOĆU IZOLATORSKIH LANACA

METAL PRODUCT®

PRILOG BR.: ATTACHMENT NO: 1.1.10

STRANICA: PAGE: 022

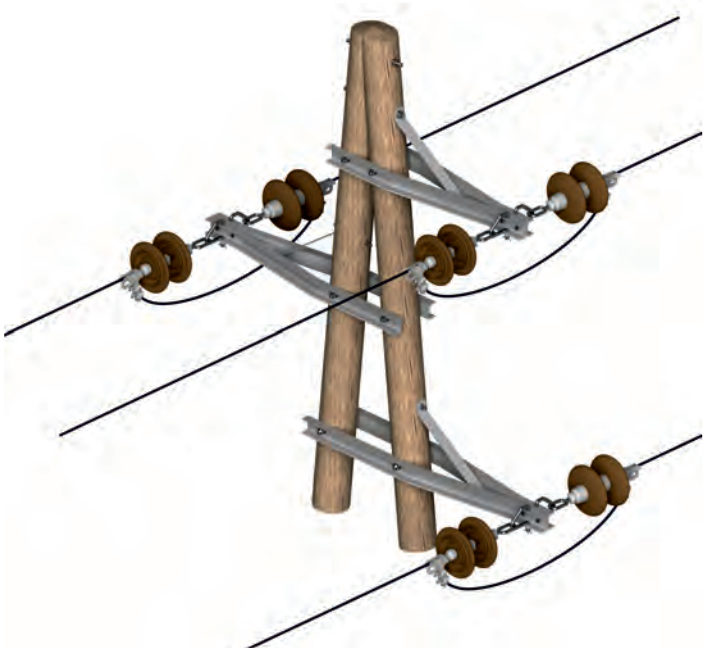

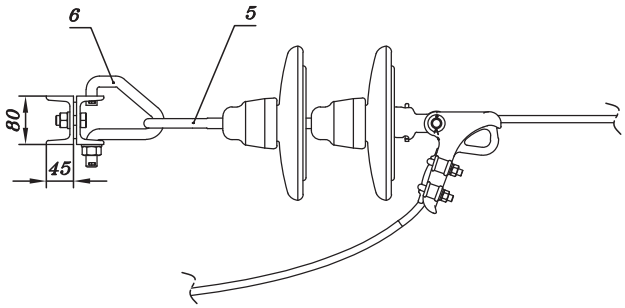

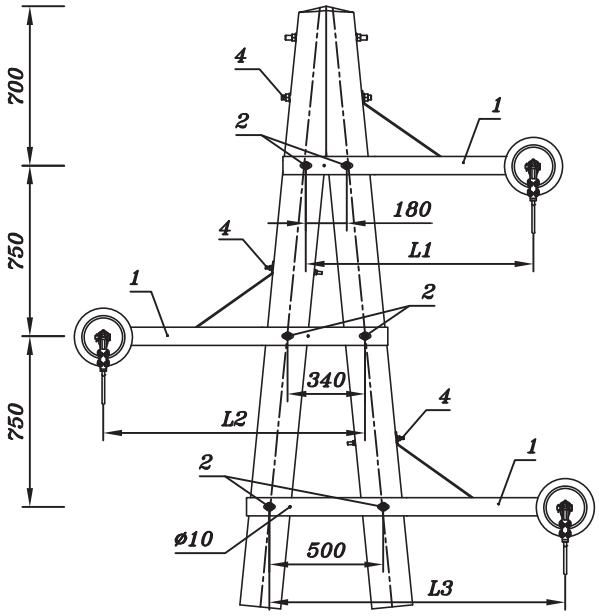

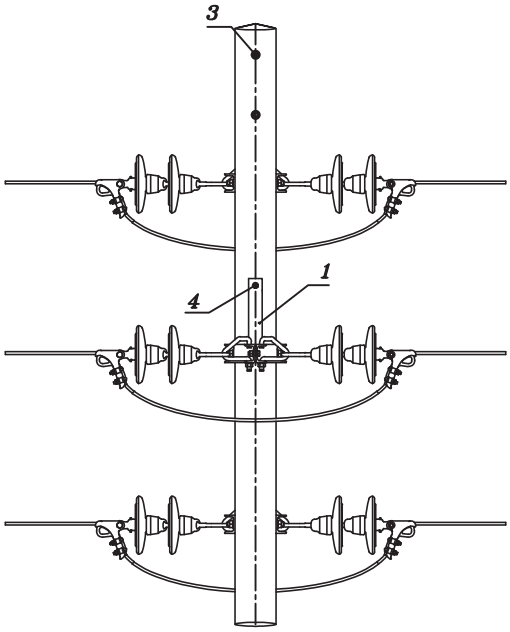

KONZOLE SE ISPORUČUJU U GARNITURAMA.

VIJCI ZA MONTAŽU KONZOLA I OVJESNI PRIBOR SE NARUČUJU POSEBNO.

POVRŠINSKA ZAŠTITA: VRUĆE POCINČANO.

POZ. ITEM	NAZIV DESCRIPTION	TIP TYP	L1 (mm)	L2 (mm)	L3 (mm)	ø (mm)	KAT.BROJ CAT.NO	MASA MASS KG
			DIMENZIJE / DIMENSIONS					
6	D-STREMEN	D-120	VIDI PRILOG 1.3.2				MP395010	0,73
5	KARIKA S BATIĆEM	OUB-120	VIDI PRILOG 1.3.2				MP395000	0,50
4	VIJAK DVOSTRUKI		M 12 X 250				MP331225	0,25
3	VIJAK DVOSTRUKI		M 18 X 350				MP331835	0,62
2	VIJAK DVOSTRUKI		M 18 X 300				MP331830	0,55
1	KONZOLA KUTNA ZA OVJEŠENJE POMOĆU IZOLATORSKIH LANACA - GARNITURA	KK-IZL	1000	1150	1300	20	MP341480	80

KUTNI A STUP S ČELIČNIM KONZOLAMA I OVJEŠENJEM POMOĆU IZOLATORSKIH LANACA - GARNITURA

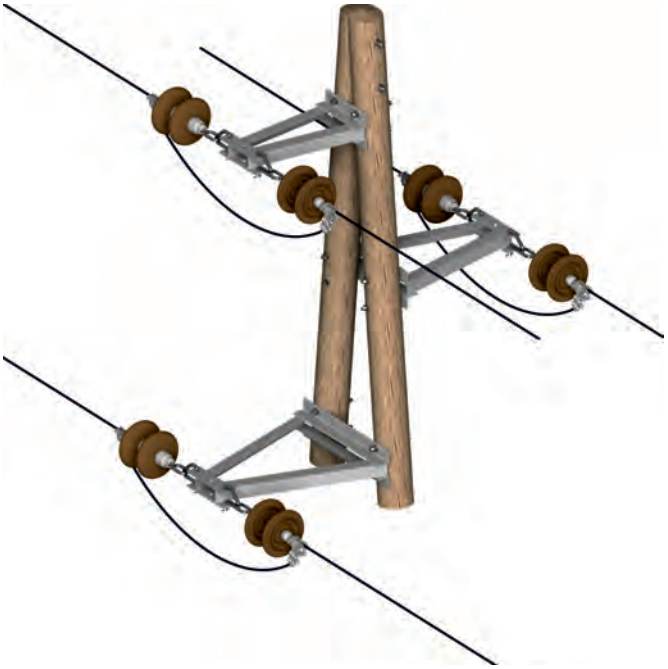

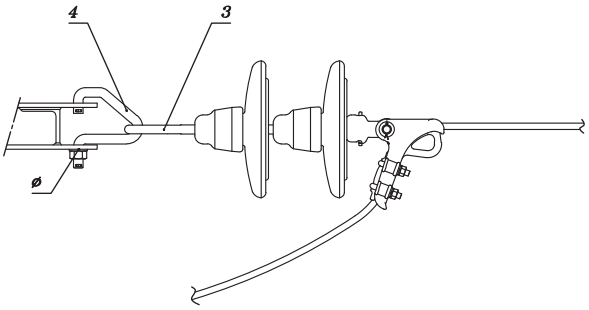

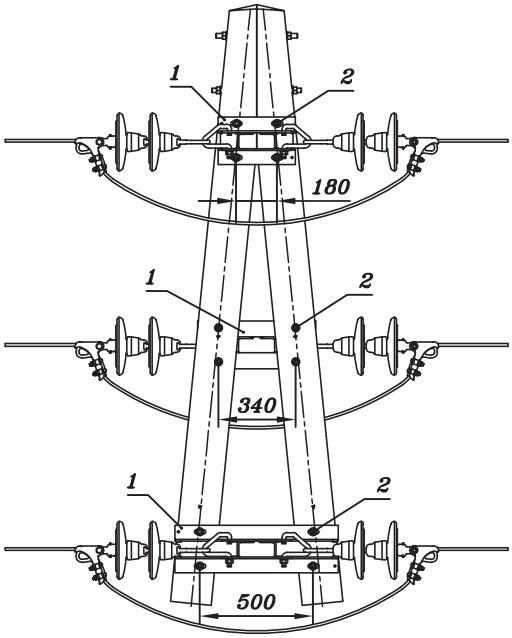

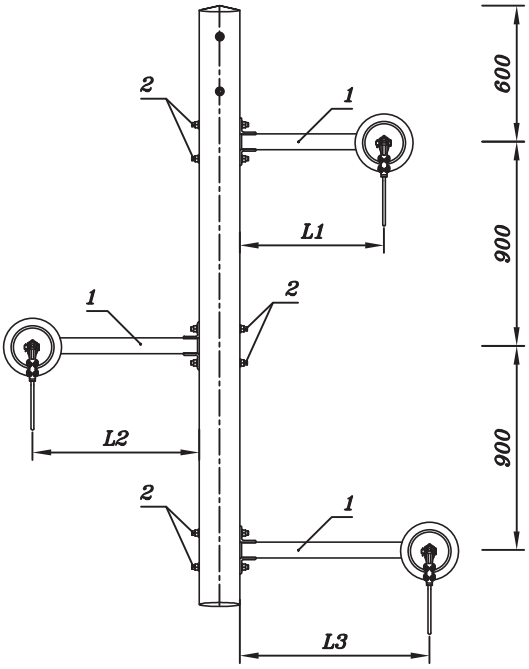

KONZOLE SE ISPORUČUJU U GARNITURAMA.
VIJCI ZA MONTAŽU KONZOLA I OVJESNI PRIBOR
SE NARUČUJU POSEBNO.

POVRŠINSKA ZAŠTITA: VRUĆE POCINČANO.

POZ. ITEM	NAZIV DESCRIPTION	TIP TYP	L1 (mm)	L2 (mm)	L3 (mm)	ø (mm)	KAT.BROJ CAT.NO	MASA MASS KG
			DIMENZIJE / DIMENSIONS					
4	D-STREMEN	D-120	VIDI PRILOG 1.3.2				MP395010	0,73
3	KARIKA S BATIĆEM	OUB-120	VIDI PRILOG 1.3.2				MP395000	0,50
2	VIJAK DVOSTRUKI		M 18 X 250				MP331825	0,46
1	KONZOLA ZATEZNA ZA IZOLATORSKE LANCE - GARNITURA	KZ-IZL	635	735	835	20	MP341680	67,2

ZATEZNO-RASTERETNI STUP S ČELIČNIM KONZOLAMA I OVJEŠENJEM POMOĆU IZOLATORSKIH LANACA - GARNITURA

METAL PRODUCT®

PRILOG BR.: ATTACHMENT NO: **1.1.12**

STRANICA: PAGE: 024



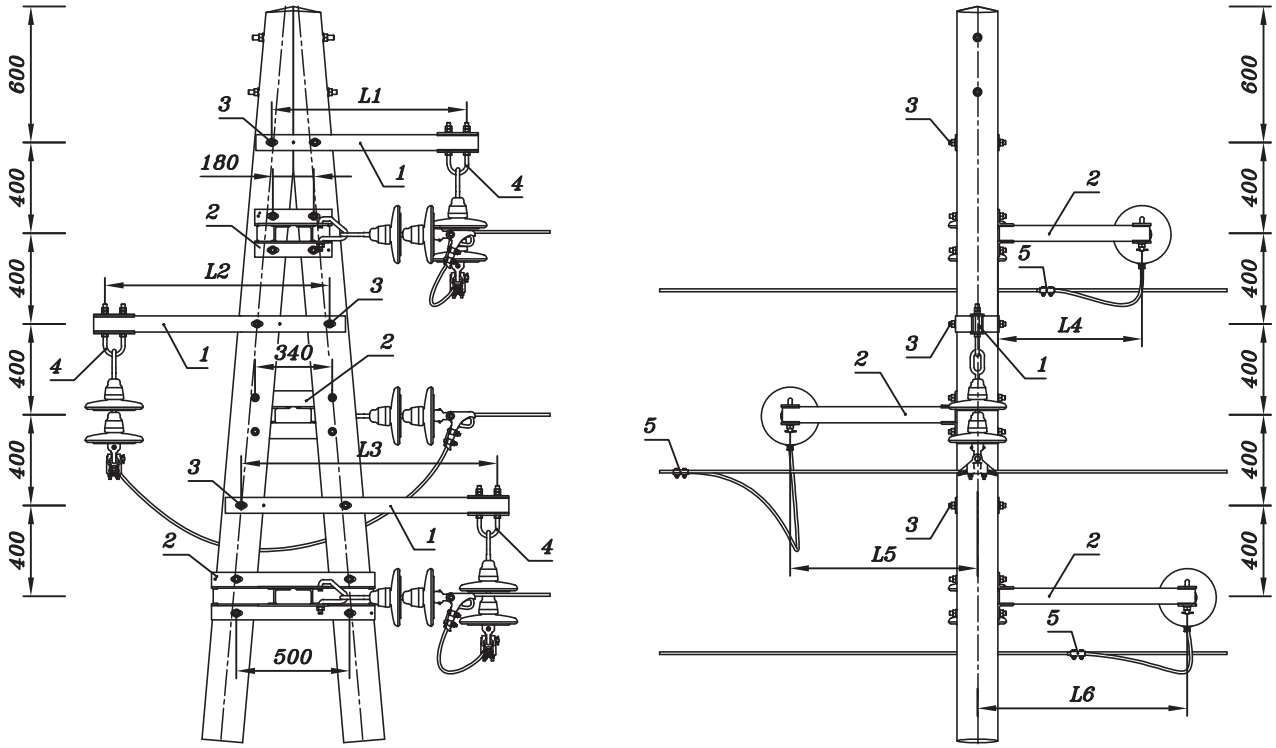

KONZOLE SE ISPORUČUJU U GARNITURAMA.

VIJCI ZA MONTAŽU KONZOLA I OVJESNI PRIBOR SE NARUČUJU POSEBNO.

POVRŠINSKA ZAŠTITA: VRUĆE POCINČANO.

POZ. ITEM	NAZIV DESCRIPTION	TIP TYP	L1 (mm)	L2 (mm)	L3 (mm)	ø (mm)	KAT.BROJ CAT.NO	MASA MASS KG
			DIMENZIJE / DIMENSIONS					
5	STRUJNA STEZALJKA	ODABIR PREMA PRILOGU 6.3						
4	V-STREMEN S KARIKOM		VIDI PRILOG 1.3.2				MP395002	2,25
3	VIJAK DVOSTRUKI		M 18 X 250				MP331825	0,46
2	KONZOLA ZATEZNA ZA IZOLATORSKE LANCE - GARNITURA	KZ-IZL	635	735	835	20	MP341680	67,2
1	KONZOLA LINIJSKA NA A-STUPU OVJEŠENJE POMOĆU IZOL. LANACA - GARNITURA	KLA-IZL	860	990	1130	20	MP341670	25

NOSIVO ODCJEPNI STUP S OVJEŠENJEM NA ČELIČNIM KONZOLAMA POMOĆU IZOLATORSKIH LANACA

METAL PRODUCT®

PRILOG BR.: ATTACHMENT NO: 1.1.13

STRANICA: PAGE: 025



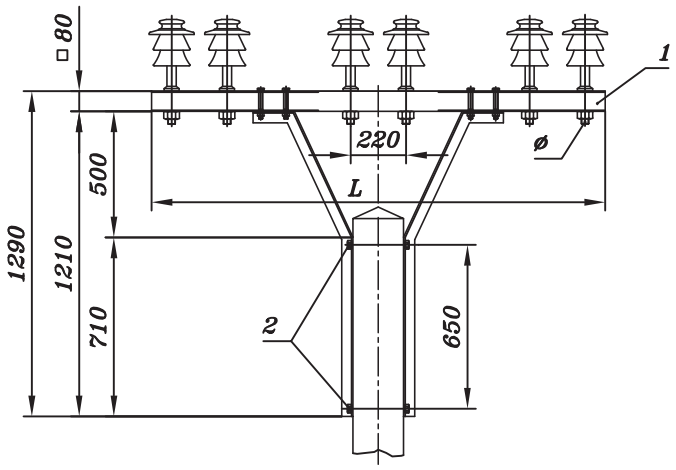

POZ. ITEM	NAZIV DESCRIPTION	TIP TYP	L (mm)	ø (mm)	KAT.BROJ CAT.NO	MASA MASS KG
			DIMENZIJE / DIMENSIONS			
3	VIJAK DVOSTRUKI		M 20 X 250		MP332025	0,83
2	KONZOLA VRŠNA ZA JEDNOSTRUKO/DVOSTRUKOOVJEŠENJE	KV-3000/32	3000	32	MP341111	60,0
		KV-3000/24		26	MP341113	60,2
		KV-3000/22		22	MP341115	60,4
1	KONZOLA VRŠNA ZA JEDNOSTRUKO/DVOSTRUKOOVJEŠENJE	KV-1800/32	1800	32	MP341110	43,2
		KV-1800/24		26	Mp341112	43,4
		KV-1800/22		22	MP341114	43

NOSIVI DRVENI STUP S VRŠNOM ČELIČNOM KONZOLOM



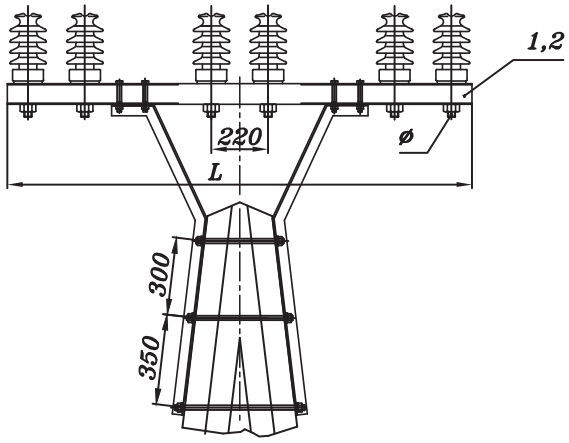

3	VIJAK DVOSTRUKI		M 20 X 250		MP332025	0,83
2	KONZOLA VRŠNA ZA A-STUP JEDNOSTRUKO/DVOSTRUKO ZAVJEŠENJE	KVAL-3000/32	3000	32	MP341124	60,0
		KVAL-3000/24		26	MP341123	60,2
		KVAL-3000/22		22	MP341122	60,4
1	KONZOLA VRŠNA ZA A-STUP JEDNOSTRUKO/DVOSTRUKO ZAVJEŠENJE	KVAL-1800/32	1800	32	MP341120	43,2
		KVAL-1800/24		26	MP341118	43,4
		KVAL-1800/22		22	MP341117	43
POZ. ITEM	NAZIV DESCRIPTION	TIP TYP	L (mm)	ø (mm)	KAT.BROJ CAT.NO	MASA MASS KG
			DIMENZIJE / DIMENSIONS			

KUTNI A-STUP S VRŠNOM ČELIČNOM KONZOLOM



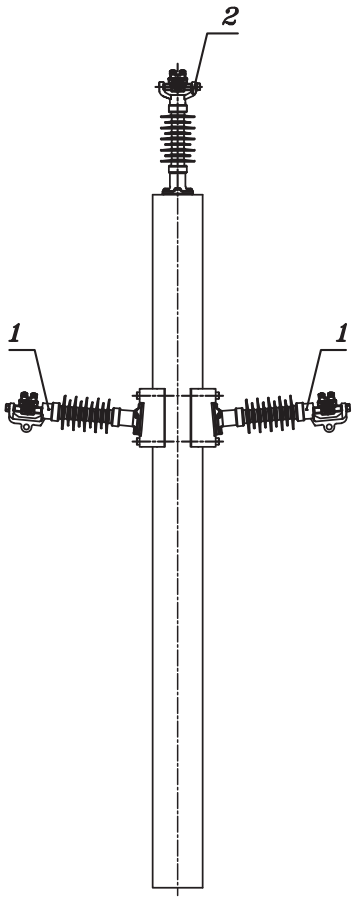

KOD NARUČIVANJA DEFINIRATI PROMJER STUPA I NAVOJ U VRHU STUPA!

POZ. ITEM	NAZIV DESCRIPTION	TIP TYP	DIMENZIJE / DIMENSIONS	KAT.BROJ CAT.NO	MASA MASS KG
2	IZOLATOR POTPORNI S V-GLAVOM	RLP-31R-VG -M24NPG-M		MP301202	
1	IZOLATOR POTPORNI S C-GLAVOM	RLP-31R-HG -M24NPG-M-K		MP301200	

NOSIVI BETONSKI STUP S KOMPAKT GLAVOM-DELTA GLAVA



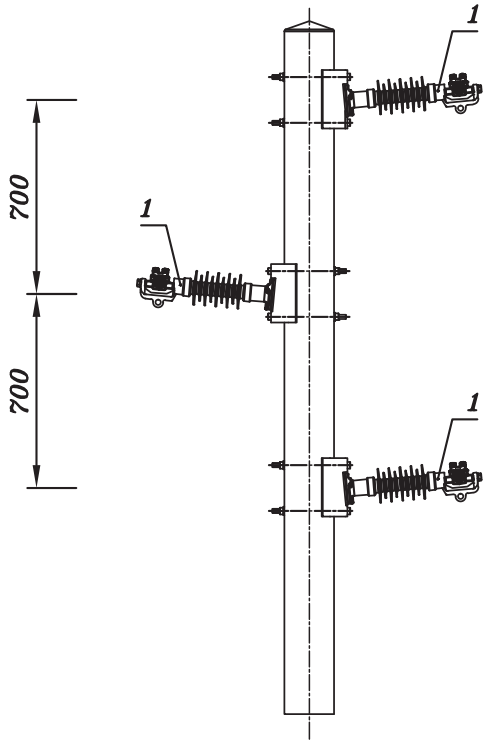

POZ. ITEM	NAZIV DESCRIPTION	KOM	TIP TYP	DIMENZIJE / DIMENSIONS	KAT.BROJ CAT.NO	MASA MASS KG
1	IZOLATOR POTPORNI S C-GLAVOM	3	RLP-31R-HG -M24NPG-M-K		MP301200	

NOSIVI DRVENI STUP S KOMPAKT GLAVOM-JELA GLAVA

METAL PRODUCT®

PRILOG BR.: ATTACHMENT NO: 1.1.17

STRANICA: PAGE: 029

1.2 PRIKAZ OSTALIH MONTAŽNIH RJEŠENJA

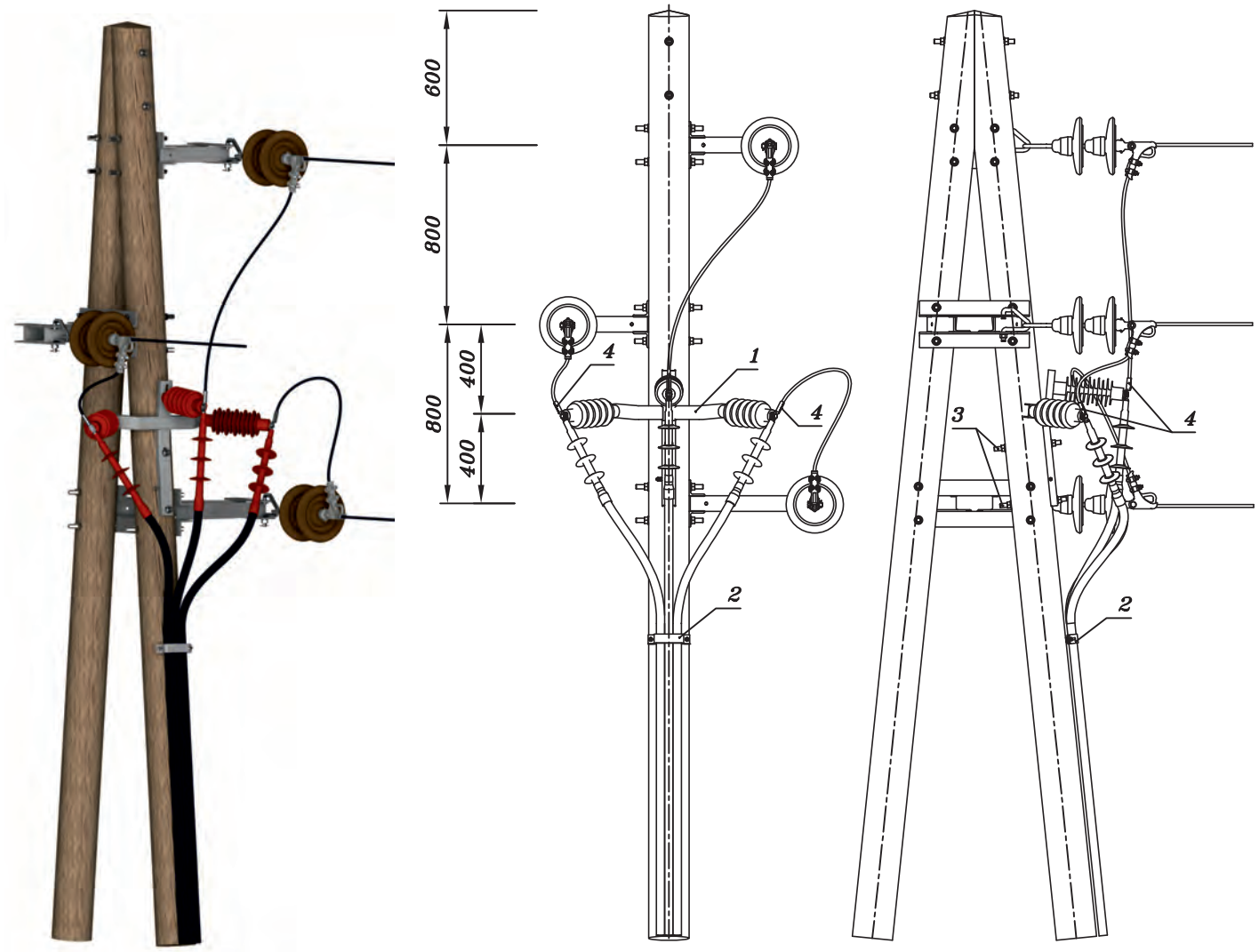

POZ. ITEM	NAZIV DESCRIPTION	TIP TYP	DIMENZIJE / DIMENSIONS	KAT.BROJ CAT.NO	MASA MASS KG
4	KABELSKA STOPICA	STAČ	VIDI PRILOG 6.2		
3	VIJAK DVOSTRUKI		M 20 X 300	MP332030	0,95
2	OBUJMICA KABELA	KOB	VIDI PRILOG 2.9.2		
1	NOSAČ ODVODNIKA PRENAPONA NA DRVENOM STUPU	NOPK-D		MP341710	3,73

PRIJELAZ ZRAČNOG SREDNJENAPONSKOG VODA U KABELSKI

METAL PRODUCT®

PRILOG BR.: ATTACHMENT NO: **1.2.1**

STRANICA: PAGE: 033

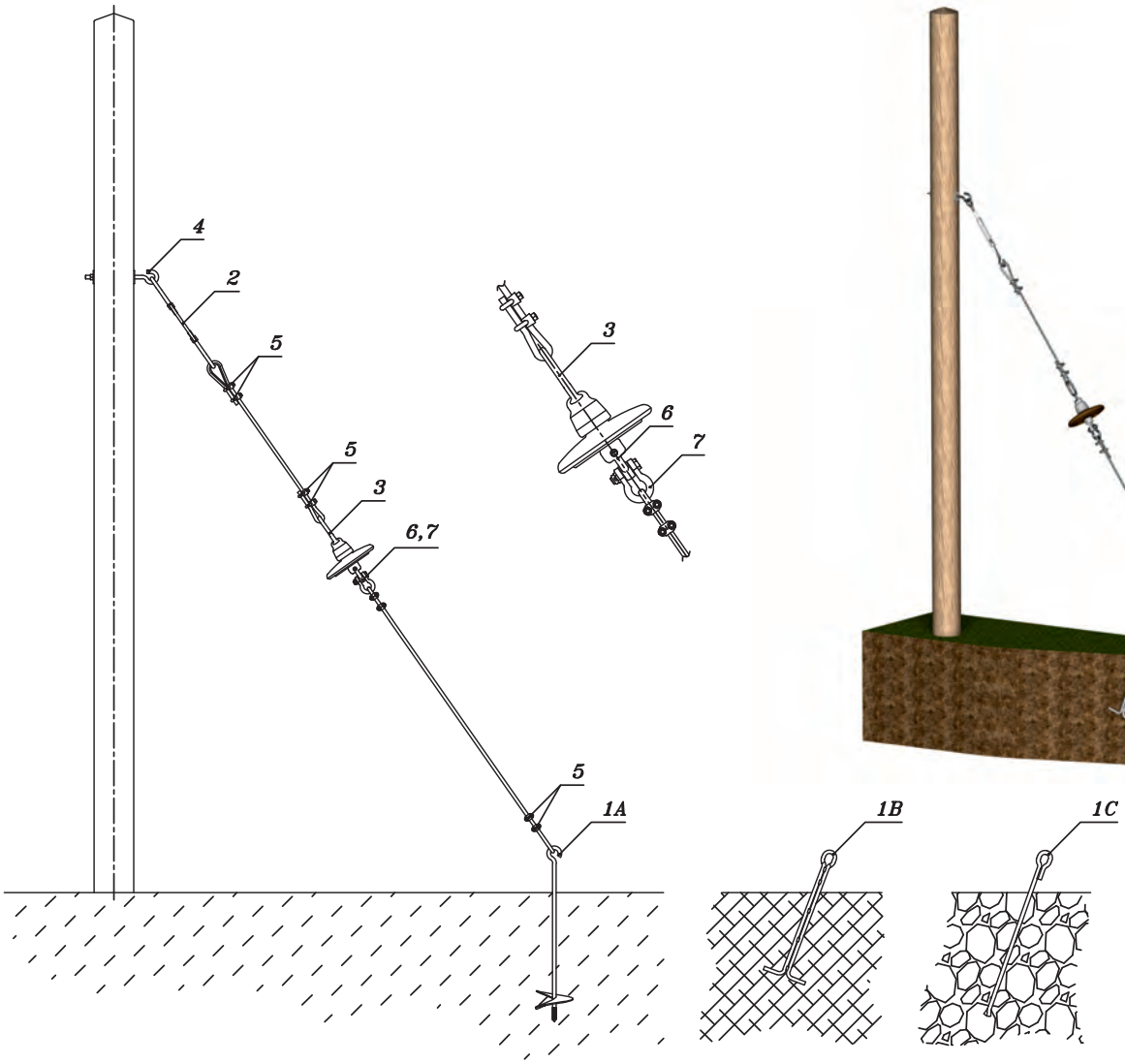



POZ. ITEM	NAZIV DESCRIPTION	TIP TYP	DIMENZIJE / DIMENSIONS	KAT.BROJ CAT.NO	MASA MASS KG
7	ŠKOPAC	SK-120		MP395410	0,51
6	ZDJELICA S OČKOM	ZO-16B/1	VIDI PRILOG 1.3.1	MP336602	0,57
5	STEZALJKA ZA ČELIČNO UŽE	SUC	VIDI PRILOG 1.3.1.3		
4	VIJAK S KUKOM	VK-M16X250	M 16 x 250	MP281418	0,65
3	KARIKA S BATIĆEM	OUB-120	VIDI PRILOG 1.3.2	MP395000	0,5
2	VIJAK NATEZNI		VIDI PRILOG 1.3.1.2		
1C	SIDRO ZA KAMEN	SD-K	VIDI PRILOG 1.3.1.1	MP372012	1,9
1B	SIDRO ZA BETON	SD-B	VIDI PRILOG 1.3.1.1	MP372010	2,2
1A	SIDRO ZA ZEMLJU	SD-Z	VIDI PRILOG 1.3.1.1	MP372013	2,1

SIDRENJE DRVENIH STUPOVA

1.3 OPREMA ZA SN NADZEMNE VODOVE NA DRVENIM STUPOVIMA

1A

1B

1C

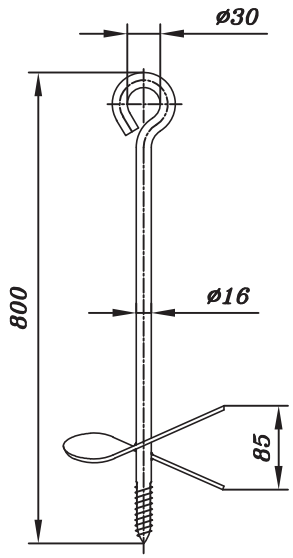

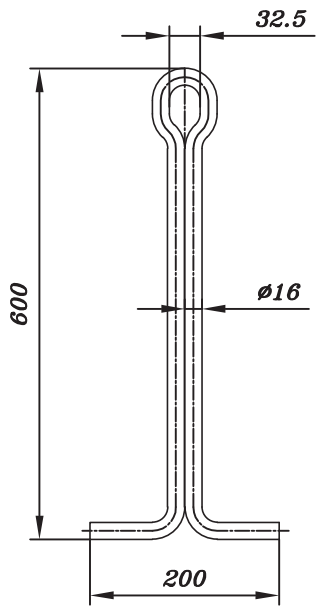

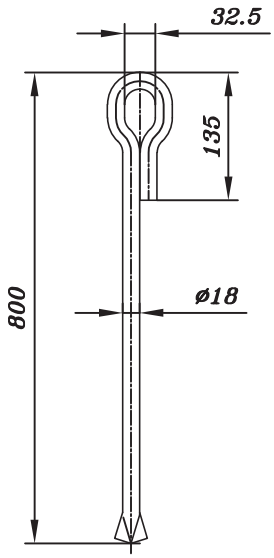

POVRŠINSKA ZAŠTITA: VRUĆE POCINČANO

POZ. ITEM	NAZIV DESCRIPTION	TIP TYP	DIMENZIJE / DIMENSIONS	KAT.BROJ CAT.NO	MASA MASS KG
1C	SIDRO ZA KAMEN	SD-K		MP372012	1,9
1B	SIDRO ZA BETON	SD-B		MP372010	2,2
1A	SIDRO ZA ZEMLJU	SD-Z		MP372013	2,1

OPREMA ZA SIDRENJE DRVENIH STUPOVA

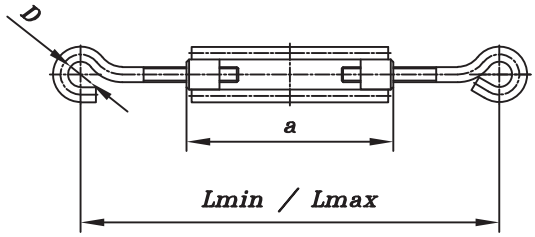

Poz. 1

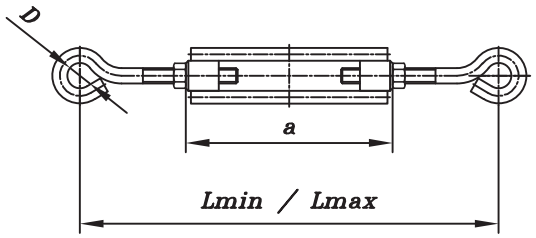

Poz. 2

POVRŠINSKA ZAŠTITA: VRUĆE POCINČANO

POZ. ITEM	NAZIV DESCRIPTION	TIP TYP	L min.	L max.	a	D	KAT.BROJ CAT.NO	MASA MASS KG
			DIMENZIJE / DIMENSIONS					
2	NATEZNI VIJAK S DVIJE ZATVORENE KUKE	NTVZ-18	420	600	245	32	MP281662	2,20
		NTVZ-16	355	500	210	32	MP281686	1,42
		NTVZ-12	310	460	210	24	MP281642	0,80
1	NATEZNI VIJAK S JEDNOM OTVORENOM I JEDNOM ZATVORENOM KUKOM	NTV-18	420	600	245	32	MP281660	2,10
		NTV-16	355	500	210	32	MP281680	1,35
		NTV-12	310	460	210	24	MP281640	0,75
		NTV-10	260	370	165	24	MP281620	0,38
		NTV-8	200	295	130	16	MP281600	0,21
		NTV-6	150	210	82	10	MP282500	0,10

NATEZNI VIJCI

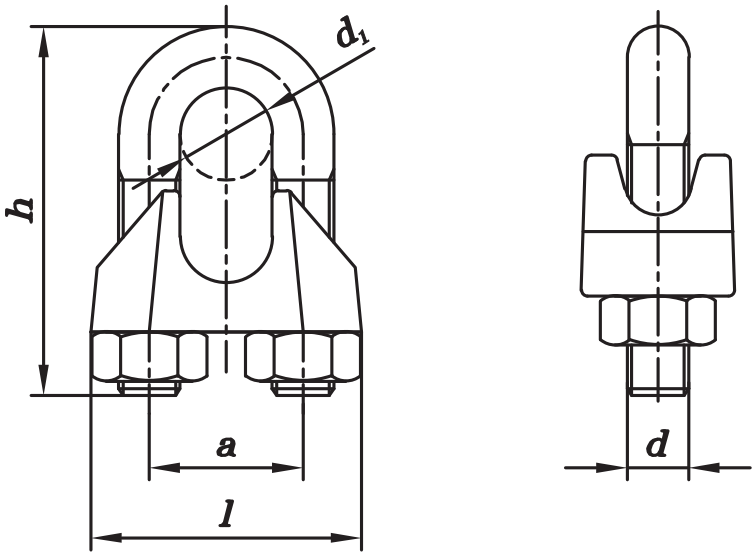

POVRŠINSKA ZAŠTITA: VRUĆE POCINČANO

POZ. ITEM	NAZIV DESCRIPTION	TIP TYP	d	a	h	l	d_1	KAT.BROJ CAT.NO	MASA MASS KG
			DIMENZIJE / DIMENSIONS						
1	STEZALJKA ZA ČELIČNU UŽAD	SUC-13	M10	25	55	44	13	MP328208	0,150
		SUC-10	M8	20	42	37	10	MP328206	0,075
		SUC-8	M6	16	34	30	8	MP328204	0,041
		SUC-6,5	M5	13	28	26	6,5	MP328202	0,021

STEZALJKE ZA ČELIČNU UŽAD

POZ. 4

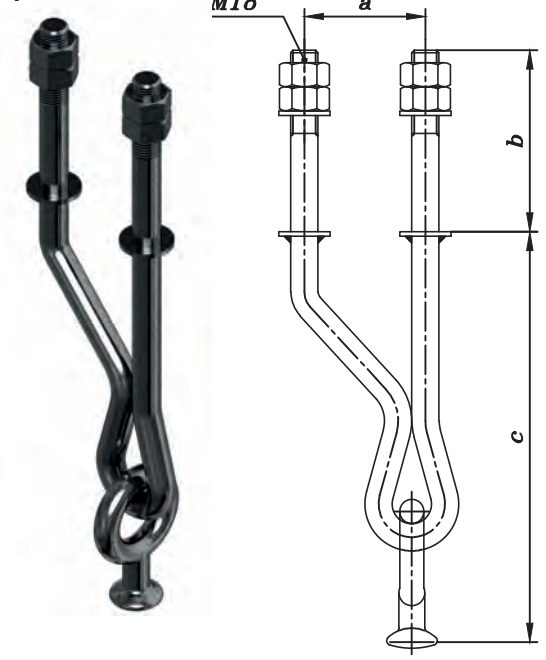

POZ. 3

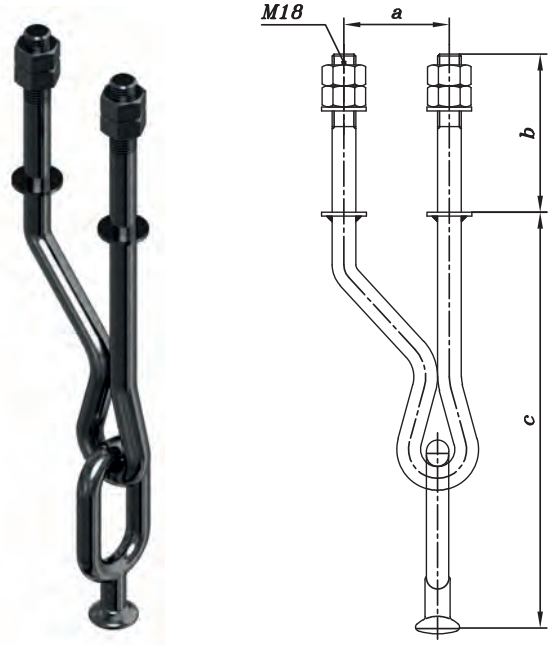

POZ. 6

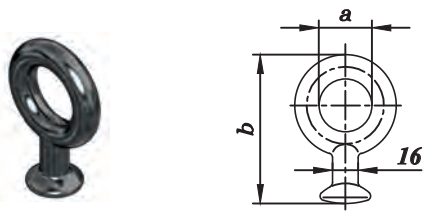

POZ. 5

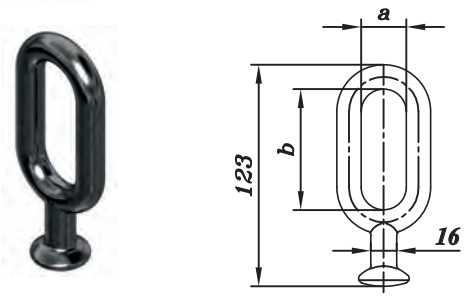

POZ. 1

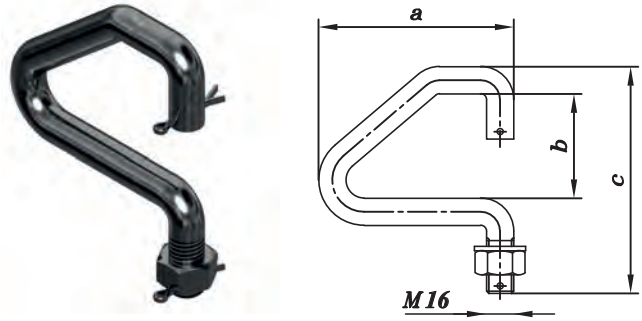

POZ. 2

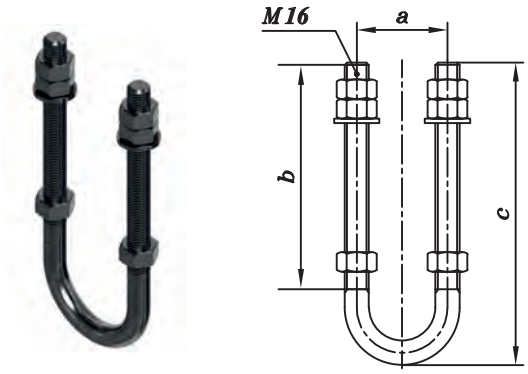

POVRŠINSKA ZAŠTITA: VRUĆE POCINČANO

POZ. ITEM	NAZIV DESCRIPTION	TIP TYP	a	b	c	F (Kn)	KAT.BROJ CAT.NO	MASA MASS KG
			DIMENZIJE / DIMENSIONS					
6	OČKA S BATIĆEM	OB-80	35	35		80	MP395100	0,38
5	KARIKA S BATIĆEM	OUB-120	30	80		80	MP395000	0,50
4	V-STREMEN S OČKOM	VSO-80/M16	80	120	142	80	MP395003	1,45
		VSO-80/M18	80	120	142	80	MP395002	2,25
3	V-STREMEN S KARIKOM I BATIĆEM	VSK-100/M18	100	120	190	100	MP395004	2,12
2	U-STREMEN	UST 16-4	100	150	240	120	MP395016	0,83
		UST 16-3	80	150	220	120	MP395014	0,75
		UST 16-1	60	150	200	120	MP395012	0,67
1	D-STREMEN	D-120	130	70	150	120	MP395010	0,73

OVJESNI PRIBOR ZA OVJEŠENJE IZOLATORSKIH LANACA

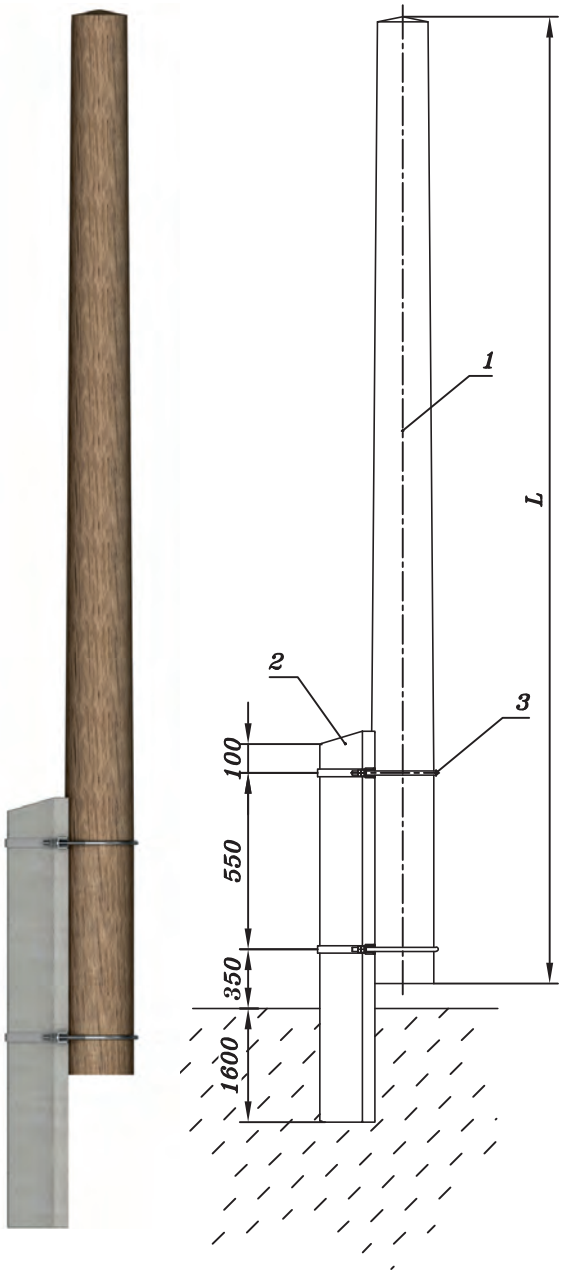

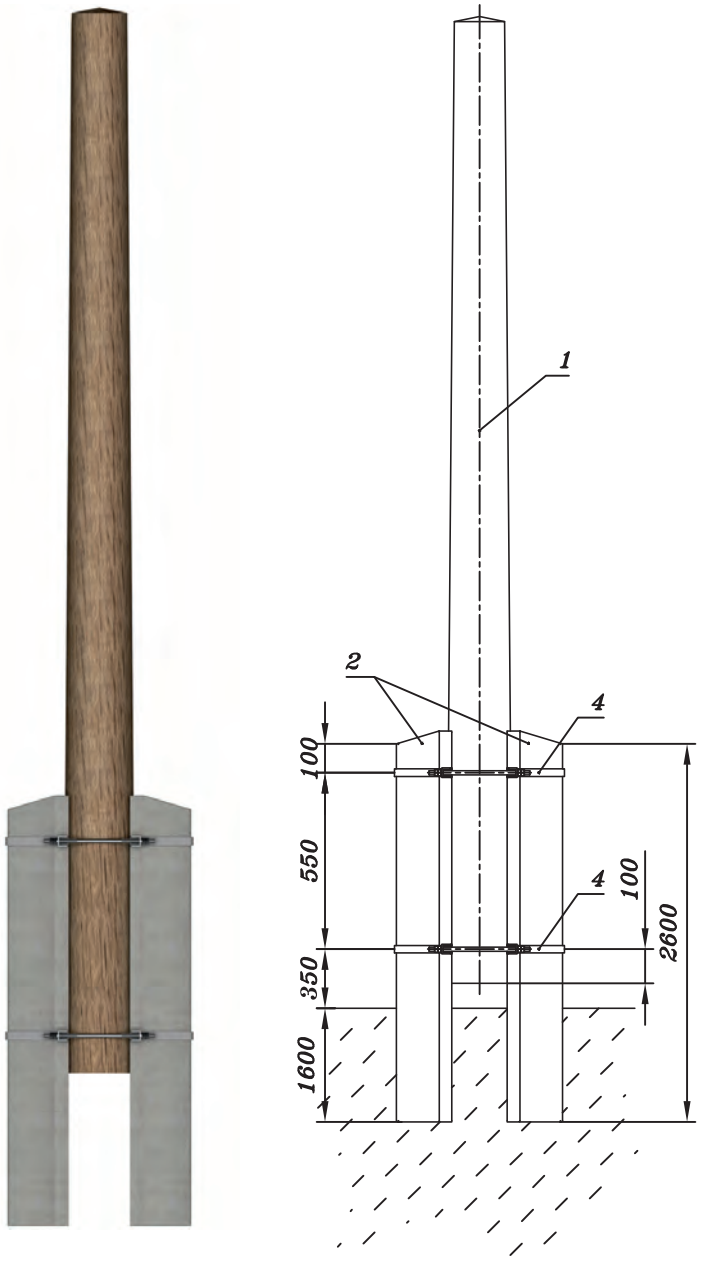

POZ. ITEM	NAZIV DESCRIPTION	KOM PCS	TIP TYP	DIMENZIJE / DIMENSIONS	KAT.BROJ CAT.NO	MASA MASS KG
4	OBUJMICA DVOSTRUKA	2	OBN-2	VIDI PRILOG 1.3.5	MP372022	
3	OBUJMICA JEDNOSTRUKA	2	OBN-1	VIDI PRILOG 1.3.5	MP372020	
2	NOGAR BETONSKI "C"	1 (2)		VIDI PRILOG 1.3.5		
1	STUP DRVENI	1	TIPIZACIJA HEP-A N.02.203	DRVO "M" ILI "T"		

NOSIVI DRVENI STUP NA BETONSKOM NOGARU

METAL PRODUCT®

PRILOG BR.: ATTACHMENT NO: **1.3.3**

STRANICA: PAGE: 041

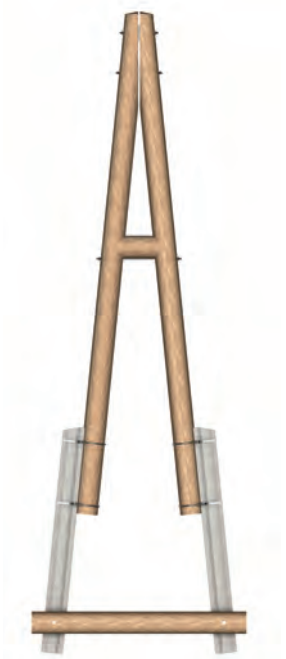

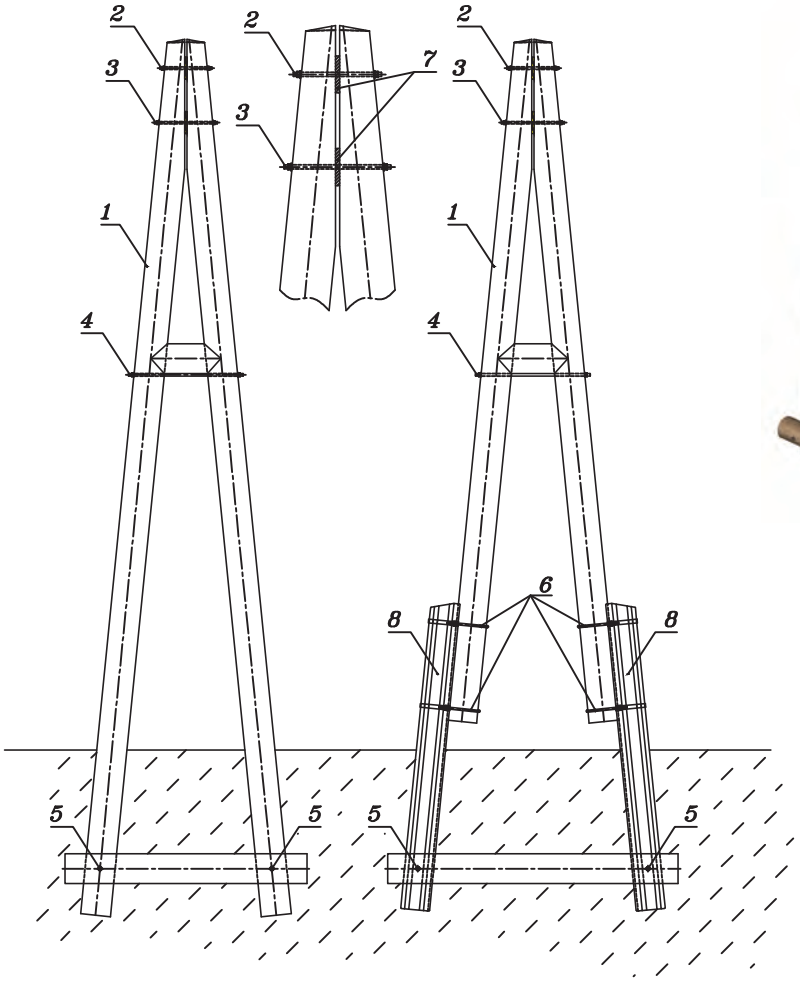

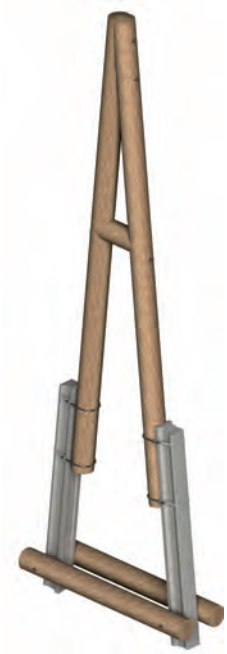

POZ. ITEM	NAZIV DESCRIPTION	KOM PCS	TIP TYP	DIMENZIJE / DIMENSIONS	KAT.BROJ CAT.NO	MASA MASS KG
8	NOGAR BETONSKI "C"	2		VIDI PRILOG 1.3.3		
7	"BULDOG" PLOČA	2		80X80/22	MP395030	0,07
6	OBUJMICA JEDNOSTRUKA	4		VIDI PRILOG 1.3.5		
5	VIJAK DVOSTRUKI	2		M 20 X 750	MP332075	2,1
4	VIJAK DVOSTRUKI	2	M 20 X L_{VRAZ}	VIDI PRILOG 1.3.7		
3	VIJAK DVOSTRUKI	1		M 20 X 400	MP332040	1,2
2	VIJAK DVOSTRUKI	1		M 20 X 350	MP332035	1,08
1	STUP DRVENI	2	TIPIZACIJA HEP-A N.022.03	DRVO "M" ILI "T"		

KUTNO-ZATEZNI DRVENI A-STUP

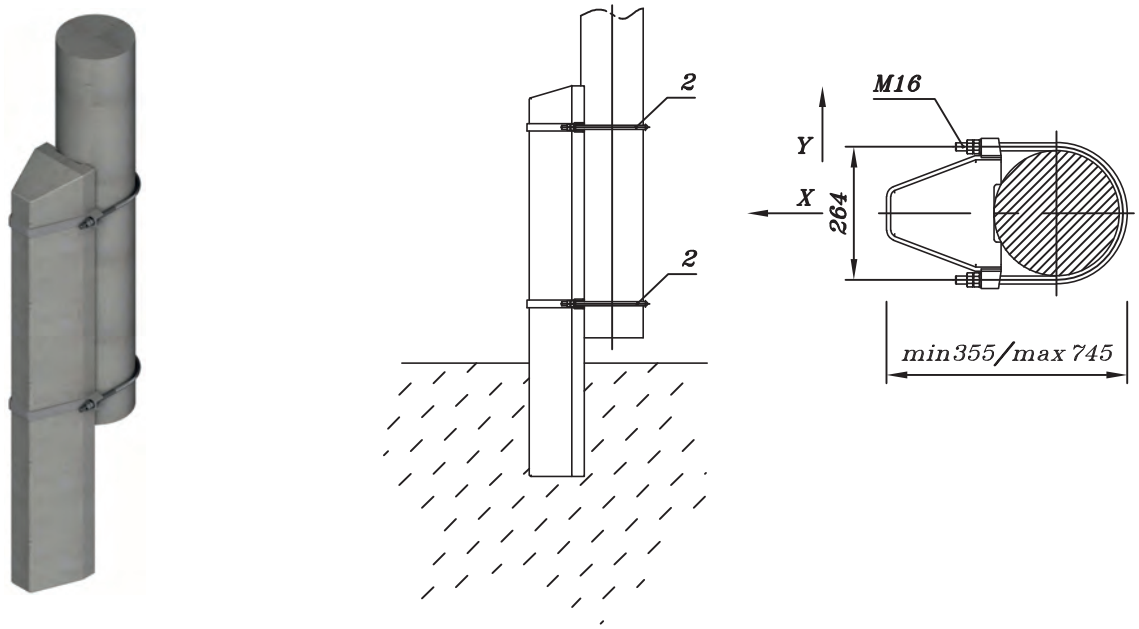

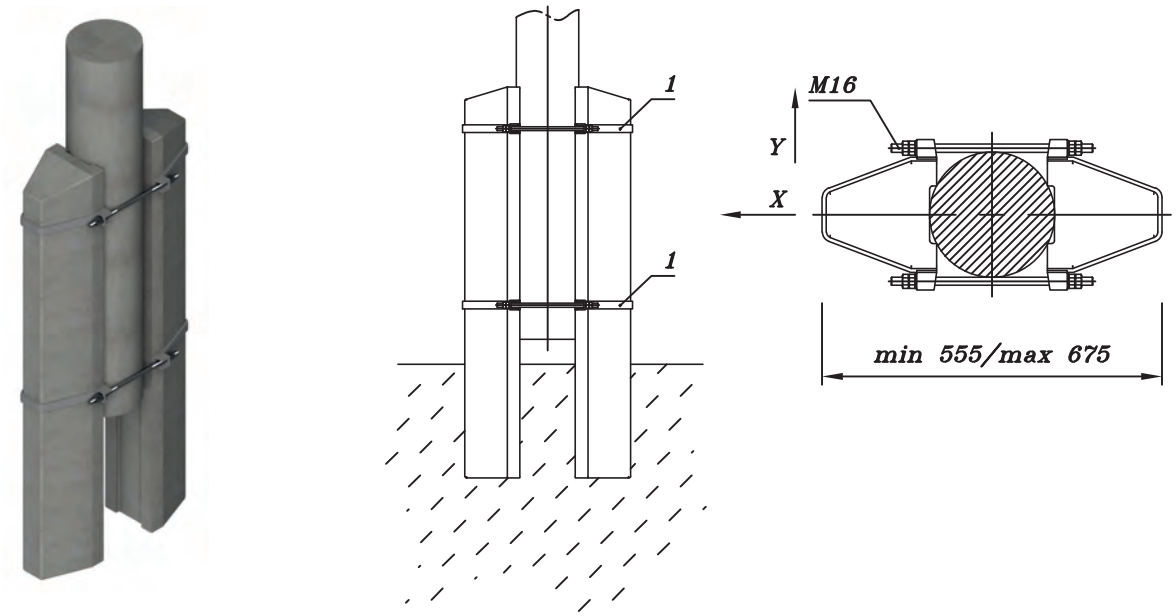

POZ. ITEM	NAZIV DESCRIPTION	KOM PCS	TIP TYP	Mx/My (kNm) / DIMENZIJE / DIMENSIONS	KAT.BROJ CAT.NO	MASA MASS KG
2	OBUJMICA ZA BETONSKI NOGAR JEDNOSTRUKA	2	OBN-2	(tip A) 10,0/5,0	MP372022	4,0
				(tip B) 20,0/8,0		
				(tip C) 20,0/8,0		
1	OBUJMICA ZA BETONSKI NOGAR DVOSTRUKA	2	OBN-1	(tip A) 10,0/5,0	MP372020	2,5
				(tip B) 20,0/8,0		
				(tip C) 20,0/8,0		

OBUJMICE ZA BETONSKE NOGARE (PREMA TIPIZACIJI HEP-a)

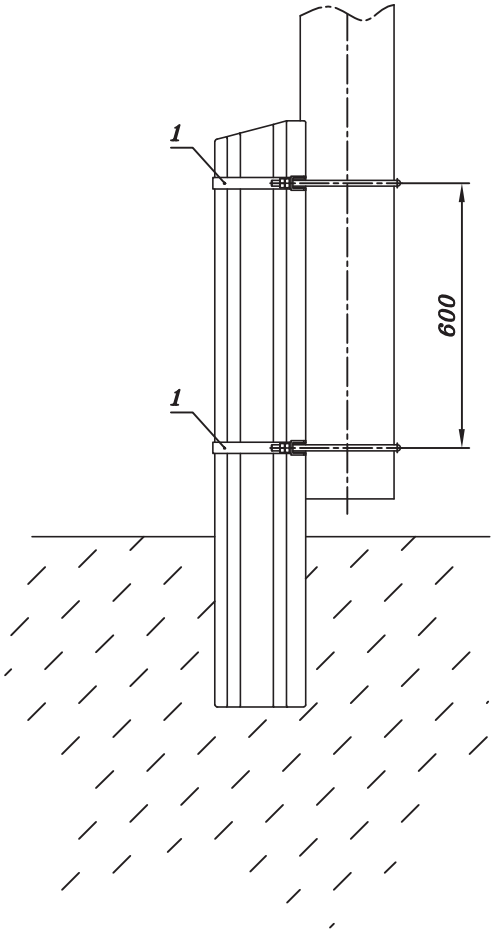

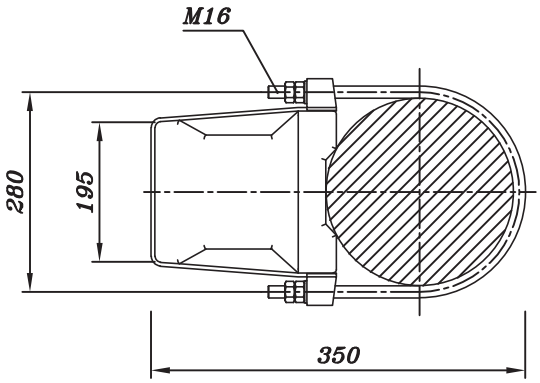

POZ. ITEM	NAZIV DESCRIPTION	KOM PCS	TIP TYP	Mx/My (kNm) / DIMENZIJE / DIMENSIONS	KAT.BROJ CAT.NO	MASA MASS KG
1	OBUJMICA ZA BETONSKI NOGAR JEDNOSTRUKA	2	OBN-3	tip N1 (20,0/8,0)	MP372024	2,4

OBUJMICA ZA BETONSKI NOGAR (PROIZVODNJE GIP NERETVA, ČAPLJINA)

METAL PRODUCT®

PRILOG BR.: ATTACHMENT NO: 1.3.5.2

STRANICA: PAGE: 044

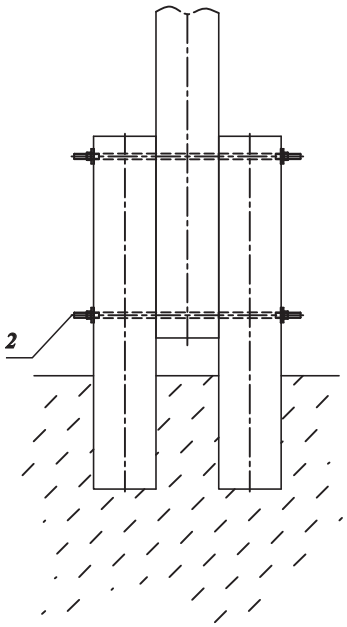

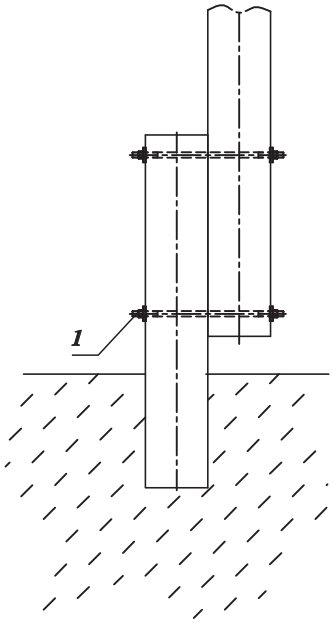

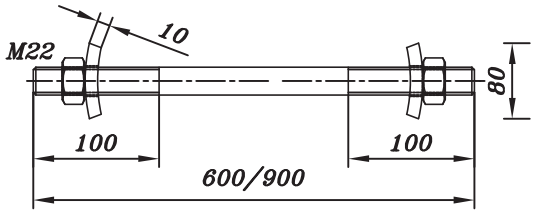

POZ. ITEM	NAZIV DESCRIPTION	KOM PCS	TIP TYP	DIMENZIJE / DIMENSIONS	KAT.BROJ CAT.NO	MASA MASS KG
2	VIJCI ZA MONTAŽU STUPA NA DVOSTRUKI NOGAR-TIP D 15, D 20	2		M22/900	MP332292	2,1
1	VIJCI ZA MONTAŽU STUPA NA JEDNOSTRUKI NOGAR-TIP D 12,5	2		M22/600	MP332250	1,4

OBUJMICE ZA BETONSKE NOGARE (PROIZVODNJE SGP PRIMORJE, AJDOVŠČINA)



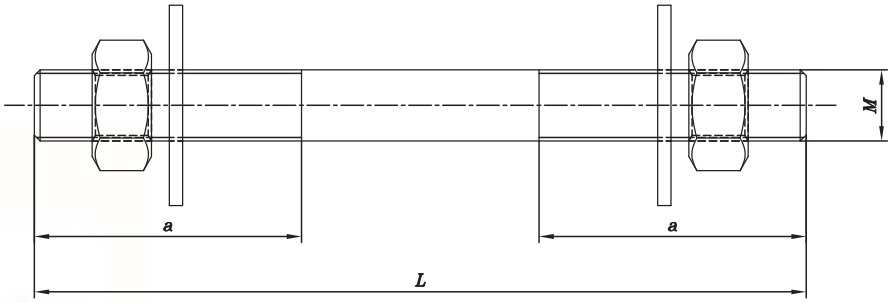

POVRŠINSKA ZAŠTITA: VRUĆE POCINČANO

24	1800	90	MP331318	MP331718	MP331899	MP332118	MP332318
23	1700	90	MP331317	MP331717	MP331898	MP332117	MP332317
22	1600	90	MP331316	MP331716	MP331897	MP332116	MP332316
21	1500	90	MP331315	MP331715	MP331896	MP332115	MP332315
20	1400	90	MP331314	MP331714	MP331895	MP332114	MP332314
19	1300	90	MP331313	MP331713	MP331894	MP332113	MP332313
18	1200	90	MP331312	MP331712	MP331893	MP332112	MP332312
17	1100	90	MP331311	MP331711	MP331892	MP332111	MP332311
16	1000	90	MP331310	MP331710	MP331891	MP332110	MP332310
15	900	90	MP331290	MP331690	MP331890	MP332090	MP332290
14	800	90	MP331280	MP331680	MP331880	MP332080	MP332280
13	750	90	MP331275	MP331675	MP331875	MP332075	MP332275
12	700	90	MP331270	MP331670	MP331870	MP332070	MP332270
11	650	90	MP331265	MP331665	MP331865	MP332065	MP332265
10	600	90	MP331260	MP331660	MP331860	MP332060	MP332260
9	550	90	MP331255	MP331655	MP331855	MP332055	MP332255
8	500	70	MP331250	MP331650	MP331850	MP332050	MP332250
7	450	70	MP331245	MP331645	MP331845	MP332045	MP332245
6	400	70	MP331240	MP331640	MP331840	MP332040	MP332240
5	350	70	MP331235	MP331635	MP331835	MP332035	MP332235
4	300	70	MP331230	MP331630	MP331830	MP332030	MP332230
3	250	50	MP331225	MP331625	MP331825	MP332025	MP332225
2	200	50	MP331220	MP331620	MP331820	MP332020	MP332220
1	150	50	MP331215	MP331615	MP331815	MP332015	MP332215
	L	**a**	**M12**	**M16**	**M18**	**M20**	**M22**
POZ. ITEM	**DIMENZIJE (mm) DIMENSIONS (mm)**		**KATALOŠKI BROJ PROIZVODA CAT.NO**				

DVOSTRUKI VIJAK S PODLOŽNIM PLOČICAMA I MATICAMA

2. NEIZOLIRANI NADZEMNI VODOVI SREDNJEG NAPONA (10, 20 i 35 kV) NA BETONSKIM STUPOVIMA

2.0 PRIKAZ OVJEŠENJA NEIZOLIRANIH VODIČA NA BETONSKIM STUPOVIMA S BETONSKIM I ČELIČNIM KONZOLAMA

BETONSKE KONZOLE	NAMJENA STUPA	VRSTA OVJEŠENJA
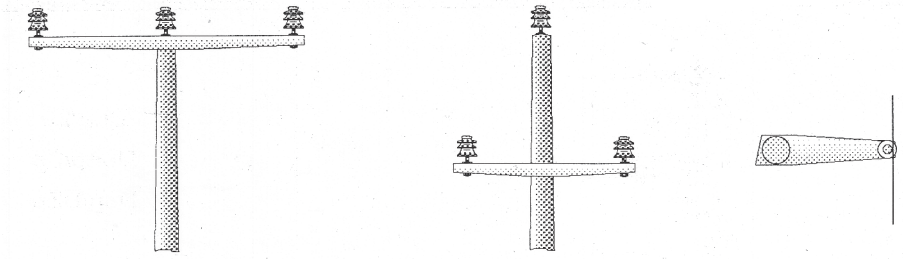	N	L Lp
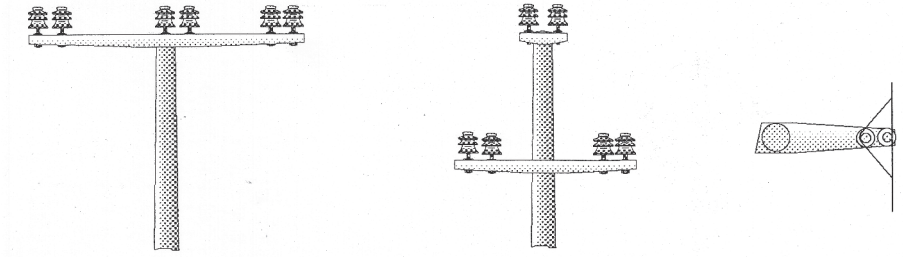	N	DL DLp
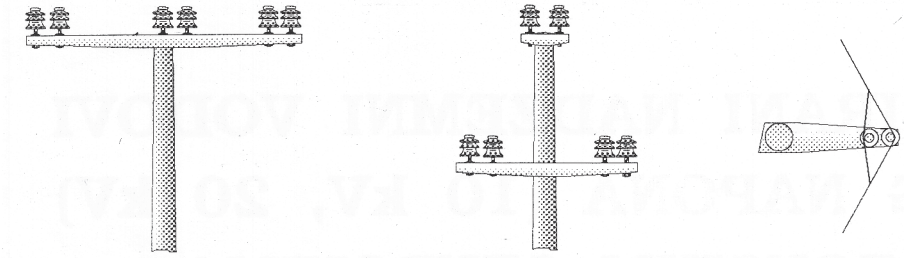	K	DLK DLKp
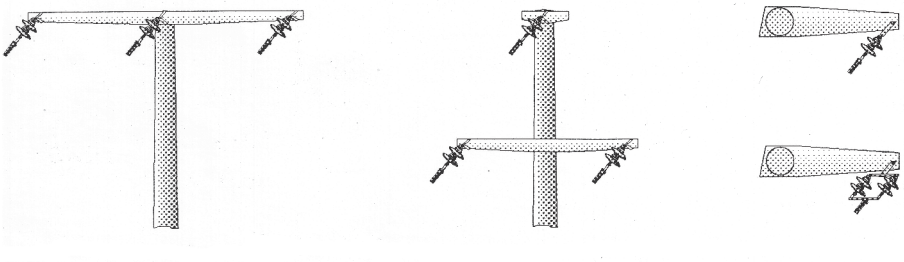	Z	Zp DZp
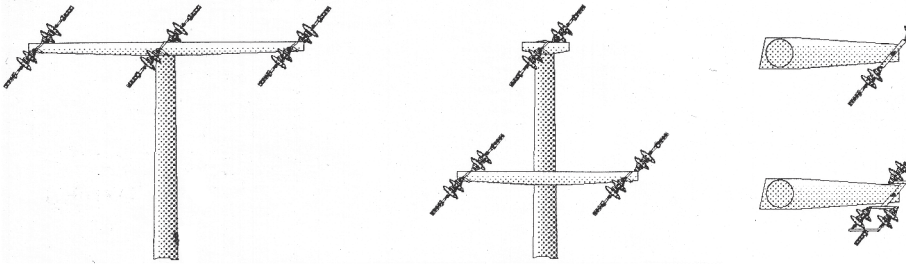	Z R	Zp/Zp DZp/DZp
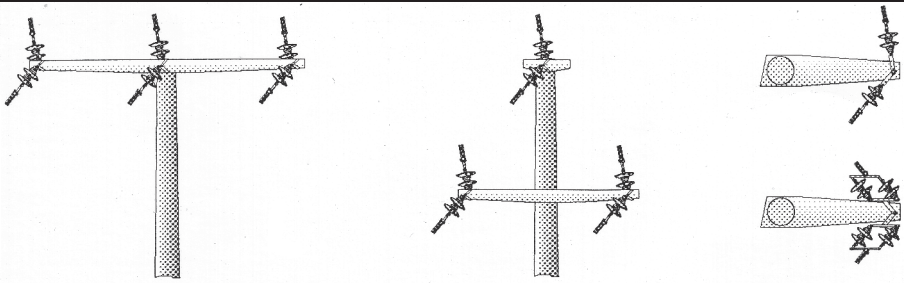	K	Zkp/ZKp DZkp/DZKp

SHEMATSKI PRIKAZ OVJEŠENJA VODIČA NA BETONSKIM STUPOVIMA S BETONSKIM I ČELIČNIM KONZOLAMA

BETONSKE KONZOLE	NAMJENA STUPA	VRSTA OVJEŠENJA
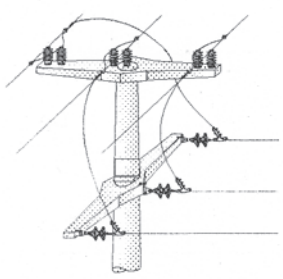 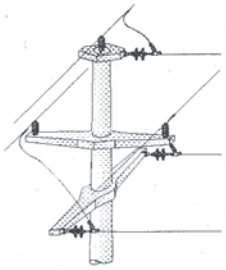	O	DLp/Zp DLKp/Zp DLp/DZp
 	OLR	DLp/Zp DLp/DZp
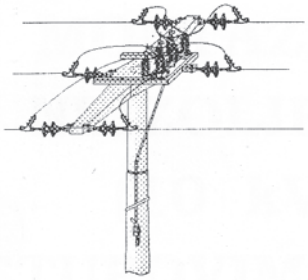	ZLR	Zp/Zp DZp/DZp
	OLR /KB	DL/KB
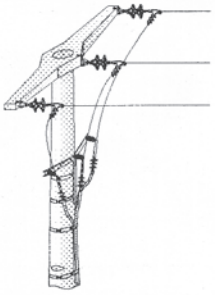	Z/KB	Zp/KB DZp/KB

SHEMATSKI PRIKAZ OVJEŠENJA VODIČA NA BETONSKIM STUPOVIMA S BETONSKIM I ČELIČNIM KONZOLAMA

2.1 PRIKAZ MONTAŽNIH RJEŠENJA OVJEŠENJA NEIZOLIRANIH NADZEMNIH SN VODOVA NA BETONSKIM KONZOLAMA



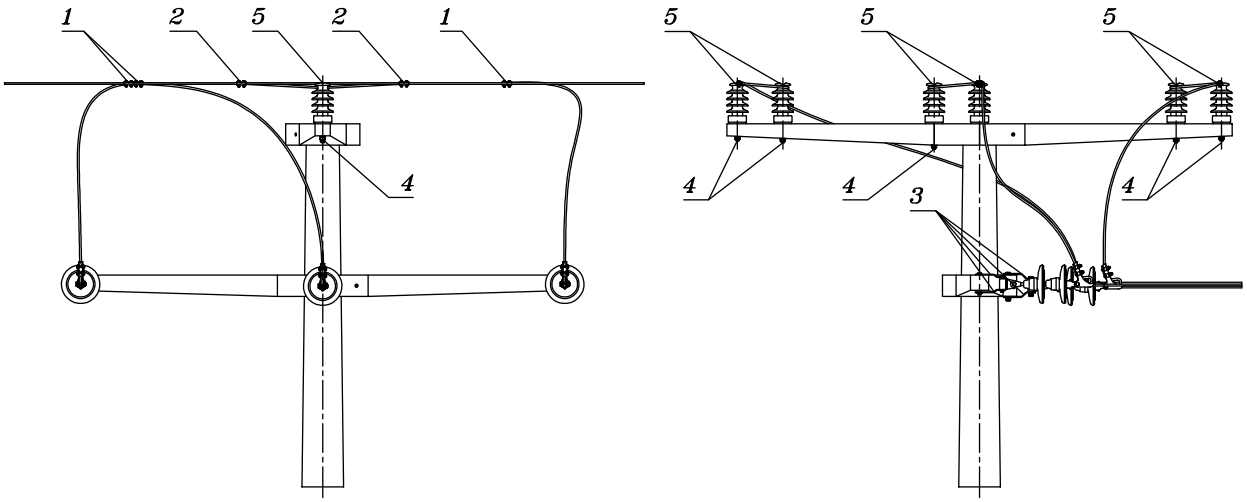

POZ. ITEM	NAZIV DESCRIPTION	KOM PCS	TIP TYP	DIMENZIJE / DIMENSIONS	KAT.BROJ CAT.NO	MASA MASS KG
5	TRAKA ZA VEZ-AL	6		20 X 1 X 2000	MP329004	0,12
				10 X 1 X 1000	MP329003	0,06
				10 X 1 X 2000	MP329002	0,03
4	NOSAČ IZOLATORA	6	NPJ	ODABIR PREMA PRILOGU 3.4		
3	PLOČICE PL (PLS)	6	PL (PLS)	ODABIR PREMA PRILOGU 2.4		
2	STEZALJKA ZAVRŠNA	6	ZSA	ODABIR PREMA PRILOGU 6.8		
1	STEZALJKA STRUJNA	3	SSA	ODABIR PREMA PRILOGU 6.3; 6.4		

NOSIVO-ODCJEPNI BETONSKI STUP - GAMA GLAVA



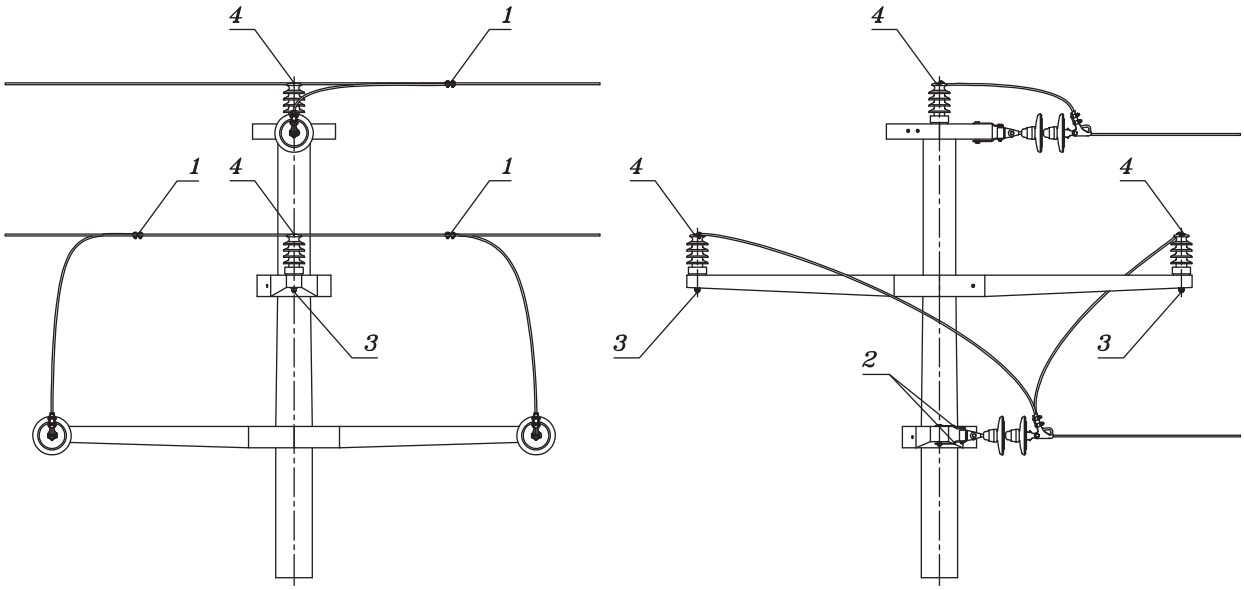

POZ. ITEM	NAZIV DESCRIPTION	KOM PCS	TIP TYP	DIMENZIJE / DIMENSIONS	KAT.BROJ CAT.NO	MASA MASS KG
4	TRAKA ZA VEZ-AL	3		20 X 1 X 2000	MP329004	0,12
				10 X 1 X 2000	MP329003	0,06
				10 X 1 X 1000	MP329002	0,03
3	NOSAČ IZOLATORA	3	NPJ	ODABIR PREMA PRILOGU 3.4		
2	PLOČICE PL (PLS)	6	PL (PLS)	ODABIR PREMA PRILOGU 2.4.		
1	STEZALJKA STRUJNA	3	SSA	ODABIR PREMA PRILOGU 6.3; 6.4		

NOSIVO-ODCJEPNI BETONSKI STUP - DELTA GLAVA

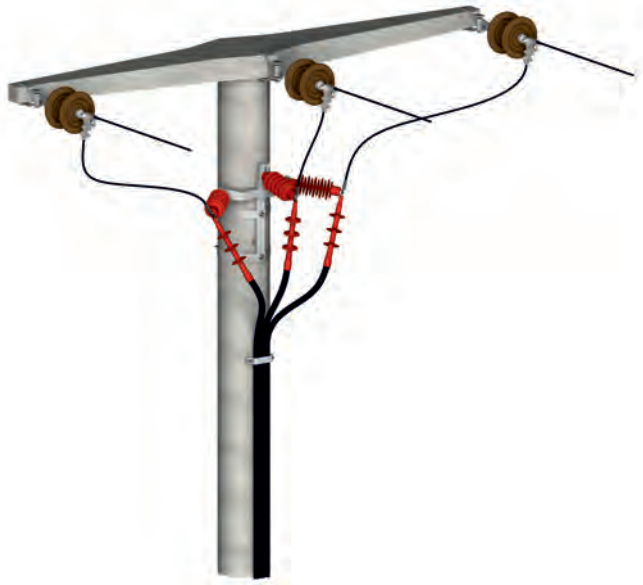

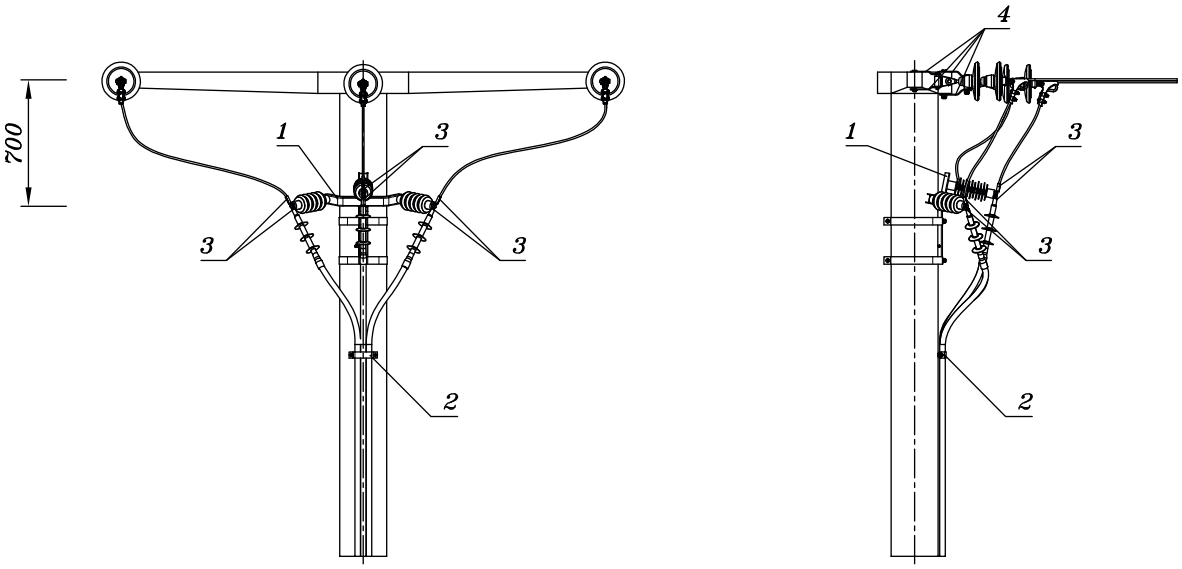

POZ. ITEM	NAZIV DESCRIPTION	KOM PCS	TIP TYP	DIMENZIJE / DIMENSIONS	KAT.BROJ CAT.NO	MASA MASS KG
4	PLOČICE PL (PLS)	6		ODABIR PREMA PRILOGU 2.4		
3	STOPICA UZDUŽNO -VODONEPROPUSNA	6		ODABIR PREMA PRILOGU 6.2		
2	OBUJMICA KABELA	4	KOB	VIDI KATALOG 2		
1	NOSAČ ODV. PRENAP. NA BET. STUPU SB 2500 I SB 3150	1	NOPK-B/370		MP341713	5,2
	NOSAČ ODV. PRENAP. NA BET. STUPU SB 1600	1	NOPK-B/310		MP341712	5,0

PRIJELAZ NADZEMNOG SREDNNJENAPONSKOG VODA U KABELSKI NA BETONSKOM STUPU

2.2 PRIKAZ MONTAŽNIH RJEŠENJA OVJEŠENJA NEIZOLIRANIH NADZEMNIH SN VODOVA NA ČELIČNIM KONZOLAMA

NAČIN OZNAČAVANJA PREMA GRANSKOJ NORMI HEP-a (BILTEN BR. 58)

KČ 16 / 28 DMZ /-D

PROMJER RUPE ZA NOSAČ IZOLATORA
ø 22-ZA M20
ø 24-ZA M22
ø 26-ZA M24
ø 32-ZA M30

KONZOLA ČELIČNA

DOZVOLJENO OPTEREĆENJE BET.STUPA ZA KOJI JE KONZOLA NAMIJENJENA (kN)

PROMJER STUPA NA MJESTU UGRADNJE (cm)

FUNKCIJA STUPA U MREŽI
N-NOSIVI **O**-ODCJEPNI
Z-ZATEZNI **K**-KUTNI

VELIČINA KONZOLE KOD DELTA GLAVE
M-MALA **V**-VELIKA

OBLIK GLAVE STUPA
D-DELTA
G-GAMA

DODATNA OZNAKA:

LR-ZA UGRADNJU LINIJSKOG RASTAVLJAČA NPS 24 B1
OLR-ZA UGRADNJU ODCJEPNOG LINIJSKOG RASTAVLJAČA NPS 24 B1



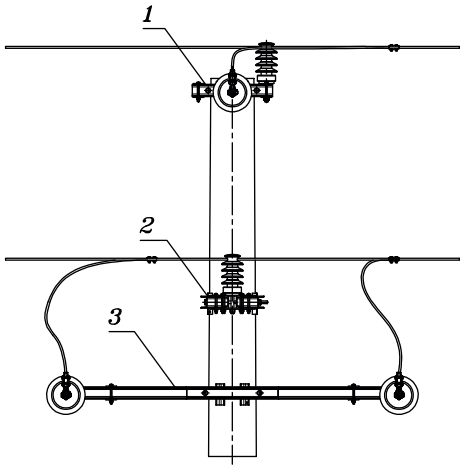

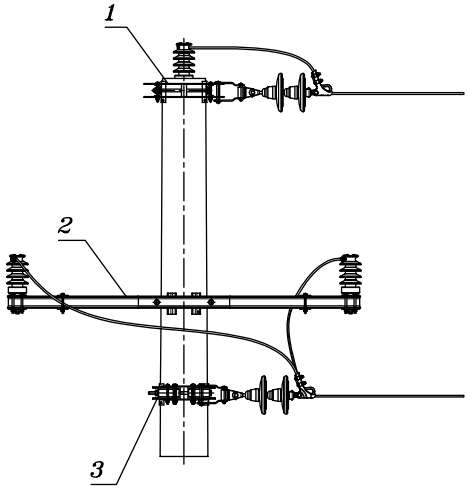

POZ. ITEM	NAZIV DESCRIPTION	KOM PCS	TIP TYP	DIMENZIJE / DIMENSIONS	KAT.BROJ CAT.NO	MASA MASS KG
3	KONZOLA ČELIČNA DELTA VELIKA ODCJEPNA	1	KČ-DVO	ODABIR PREMA PR 2.2.2.3		
2	KONZOLA ČELIČNA DELTA-VELIKA ZATEZNA	1	KČ-DVZ (N)	ODABIR PREMA PR 2.2.2.3		
1	KONZOLA ČELIČNA DELTA-MALA ZATEZNA	1	KČ-DMZ (N)	ODABIR PREMA PR 2.2.2.3		

NOSIVO-ODCJEPNI BETONSKI STUP S ČELIČNIM KONZOLAMA - DELTA GLAVA



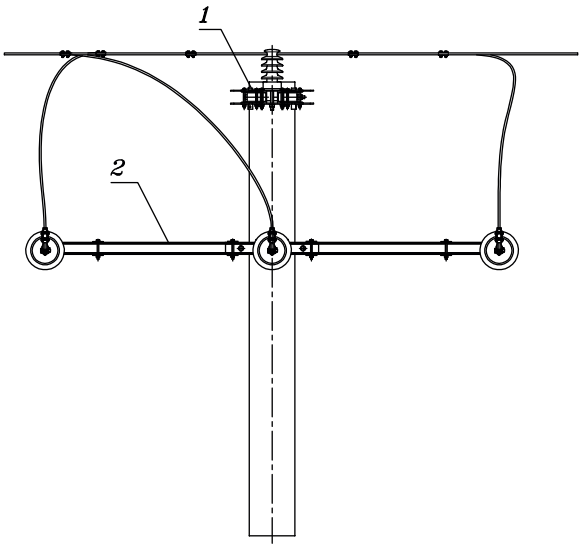

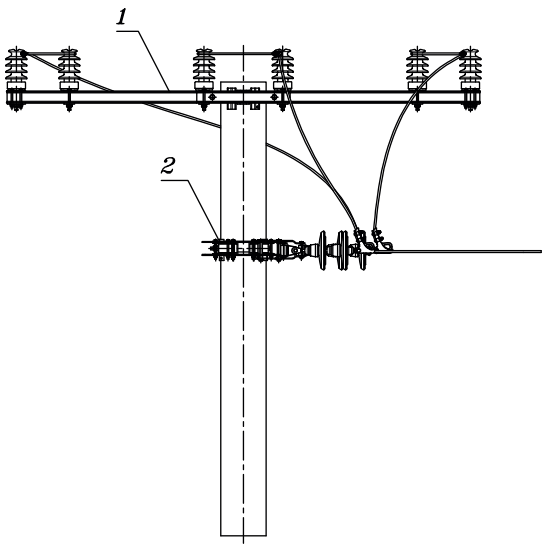

POZ. ITEM	NAZIV DESCRIPTION	KOM PCS	TIP TYP	DIMENZIJE / DIMENSIONS	KAT.BROJ CAT.NO	MASA MASS KG
2	KONZOLA ČELIČNA GAMA ODCJEPNA	1	KČ-GO	ODABIR PREMA PR 2.2.2.4		
1	KONZOLA ČELIČNA GAMA ZATEZNA (NOSIVA)	1	KČ-GZ (N)	ODABIR PREMA PR 2.2.2.4		

NOSIVO-ODCJEPNI BETONSKI STUP S ČELIČNIM KONZOLAMA - GAMA GLAVA



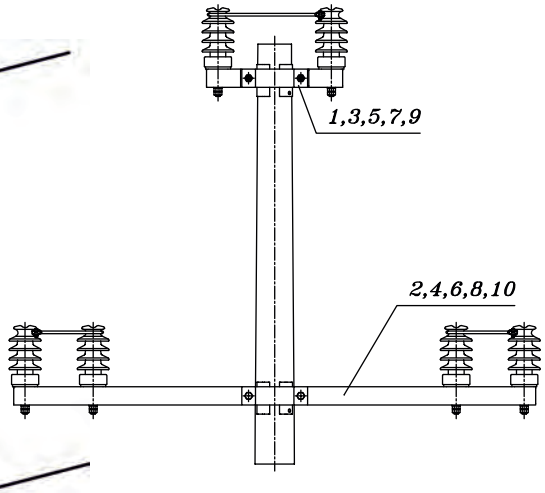

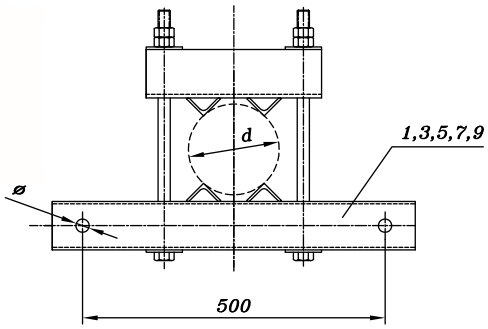

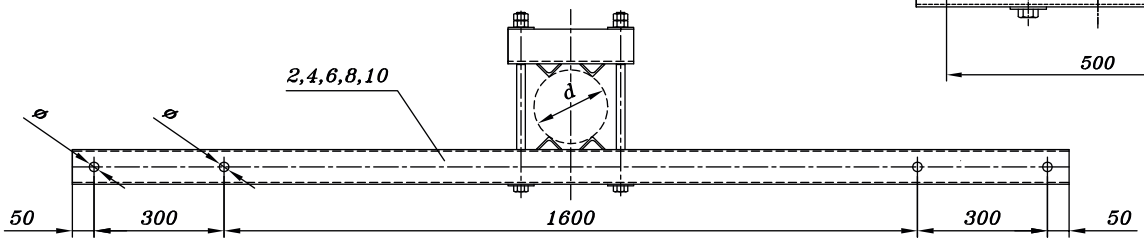

POVRŠINSKA ZAŠTITA: VRUĆE POCINČANO

POZ. ITEM	NAZIV DESCRIPTION	TIP TYP	ø(mm)	d(mm)	NAMJENA	KAT.BROJ CAT.NO	MASA MASS KG
			DIMENZIJE / DIMENSIONS				
10	DELTA VELIKA NOSIVA	KČ 16/30DVN/26	26	280-300	N,K	MP342121	46
		KČ 16/30DVN/22	22			MP342120	
9	DELTA MALA NOSIVA	KČ 16/28DMN/26	26	270-290	N	MP342119	16
		KČ 16/28DMN/22	22			MP342118	
8	DELTA VELIKA NOSIVA	KČ 12/24DVN/26	26	220-240	N	MP342117	30
		KČ 12/24DVN/22	22			MP342116	
7	DELTA MALA NOSIVA	KČ 12/22DMN/26	26	200-220	N	MP342115	14
		KČ 12/22DMN/22	22			MP342114	
6	DELTA VELIKA NOSIVA	KČ 5/22DVN/26	26	200-220	N	MP342113	30
		KČ 5/22DVN/22	22			MP342112	
5	DELTA MALA NOSIVA	KČ 5/20DMN/26	26	180-200	N	MP342111	13,5
		KČ 5/20DMN/22	22			MP342110	
4	DELTA VELIKA NOSIVA	KČ 3/20DVN/26	26	180-200	N	MP342109	30
		KČ 3/20DVN/22	22			MP342108	
3	DELTA MALA NOSIVA	KČ 3/18DMN/26	26	160-180	N	MP342107	13,5
		KČ 3/18DMN/22	22			MP342106	
2	DELTA VELIKA NOSIVA	KČ 3/17DVN/26	26	150-170	N	MP342105	32
		KČ 3/17DVN/22	22			MP342104	
1	DELTA MALA NOSIVA	KČ 3/15DMN/26	26	130-150	N	MP342103	13
		KČ 3/15DMN/22	22			MP342102	

NOSIVE ČELIČNE KONZOLE ZA BETONSKI STUP-DELTA GLAVA



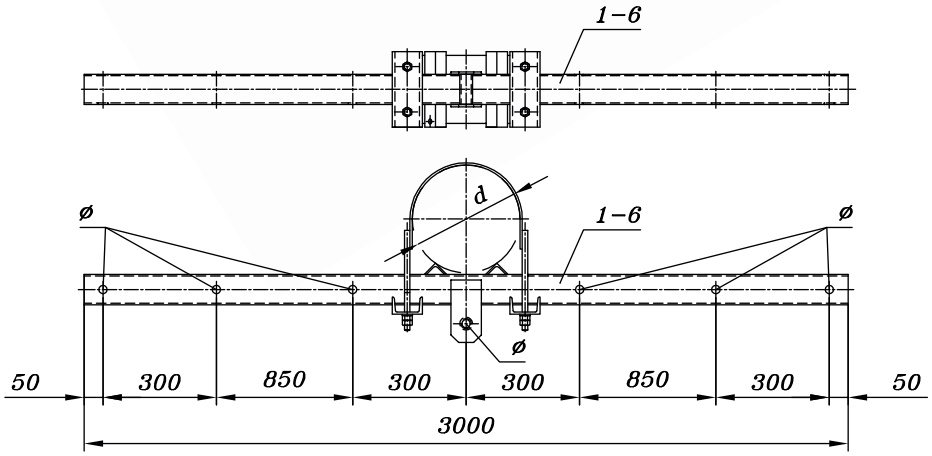

POVRŠINSKA ZAŠTITA: VRUĆE POCINČANO

POZ. ITEM	NAZIV DESCRIPTION	TIP TYP	ø(mm)	d(mm)	NAMJENA	KAT.BROJ CAT.NO	MASA MASS KG
			DIMENZIJE / DIMENSIONS				
6	GAMA NOSIVA	KČ 20/22GN/26	26	220-235	N,K	MP342024	44
		KČ 20/22GN/22	22			MP342022	
5	GAMA NOSIVA	KČ 16/30GN/26	26	285-300	N,K	MP342020	44,8
		KČ 16/30GN/22	22			MP342018	
4	GAMA NOSIVA	KČ 12/22GN/26	26	220-235	N	MP342016	43,5
		KČ 12/22GN20	22			MP342014	
3	GAMA NOSIVA	KČ 5/20GN/26	26	195-215	N	MP342012	42
		KČ 5/20GN/22	22			MP342010	
2	GAMA NOSIVA	KČ 3/18GN/26	26	180-200	N	MP342008	44
		KČ 3/18GN/22	22			MP342006	
1	GAMA NOSIVA	KČ 3/15GN/26	26	140-170	N	MP342004	43
		KČ 3/15GN/22	22			MP342002	

NOSIVE ČELIČNE KONZOLE ZA BETONSKI STUP-GAMA GLAVA



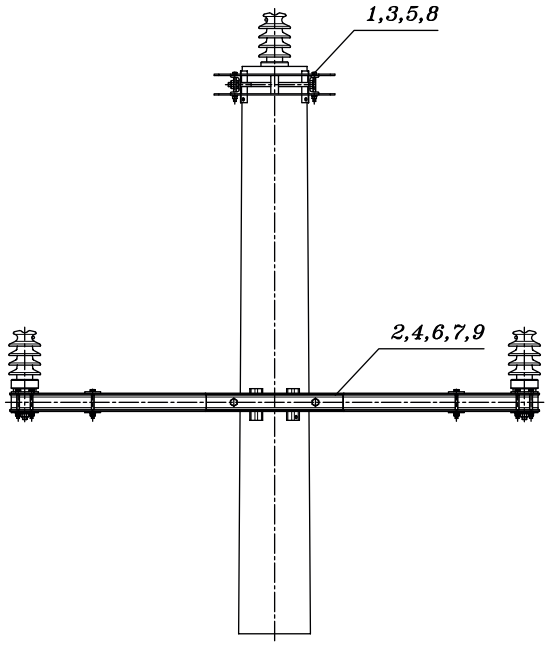

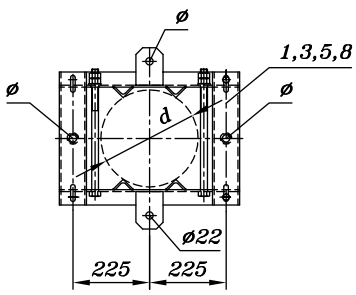

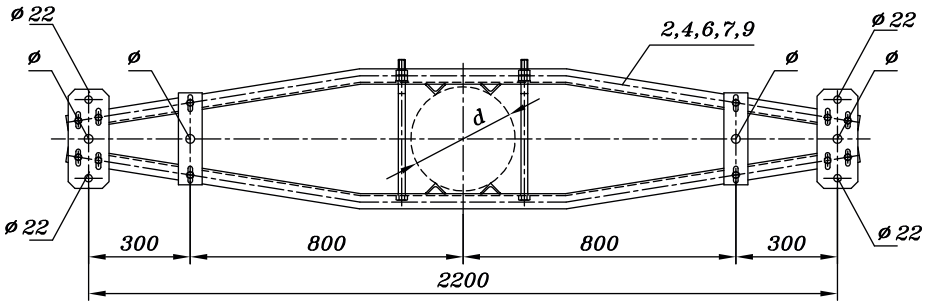

POVRŠINSKA ZAŠTITA: VRUĆE POCINČANO

POZ. ITEM	NAZIV DESCRIPTION	TIP TYP	∅ (mm)	D (mm)	NAMJENA	KAT.BROJ CAT.NO	MASA MASS KG
			DIMENZIJE / DIMENSIONS				
10	DELTA VELIKA ZATEZNA	KČ 31/36 DVO	22	330-360	Z,O	MP342224	59
	DELTA MALA ZATEZNA	KČ 31/33 DMZ	22	310-350		MP342222	25
9	DELTA VELIKA ZATEZNA	KČ 25/37 DVZ/26	26	360-400	Z,O	MP342217	58
		KČ 25/37 DVZ/22	22			MP342216	
8	DELTA MALA ZATEZNA	KČ 25/35 DMZ/26	26	340-360	Z,O	MP342215	25
		KČ 25/35 DMZ/22	20			MP342214	
7	DELTA VELIKA ZATEZNA	KČ 20/25 DVO/26	26	250-270	Z,O	MP342213	58
		KČ 20/25 DVO/22	22			MP342212	
6	DELTA VELIKA ZATEZNA	KČ 20/24 DVZ/26	26	230-250	Z,O	MP342211	57
		KČ 20/24 DVZ/22	22			MP342210	
5	DELTA MALA ZATEZNA	KČ 20/22 DMZ/26	26	220-240	Z,O	MP342209	19
		KČ 20/22 DMZ/22	22			MP342208	
4	DELTA VELIKA ZATEZNA	KČ 10/22 DVZ/26	26	190-235	Z,O	MP342221	57
		KČ 10/22 DVZ/22	22			MP342220	
3	DELTA MALA ZATEZNA	KČ 10/20 DMZ/26	26	200-210	Z,O	MP342207	19
		KČ 10/20 DMZ/22	22			MP342205	
2	DELTA VELIKA ZATEZNA	KČ 16/32 DVZ/26	26	290-330	Z,O	MP342204	57
		KČ 16/32 DVZ/22	22			MP342205	
1	DELTA MALA ZATEZNA	KČ 16/28 DMZ/26	26	280-300	Z,O	MP342201	20,2
		KČ 16/28 DMZ/22	22			MP342202	

ZATEZNE/RASTERETNE ČELIČNE KONZOLE ZA BETONSKI STUP-DELTA GLAVA



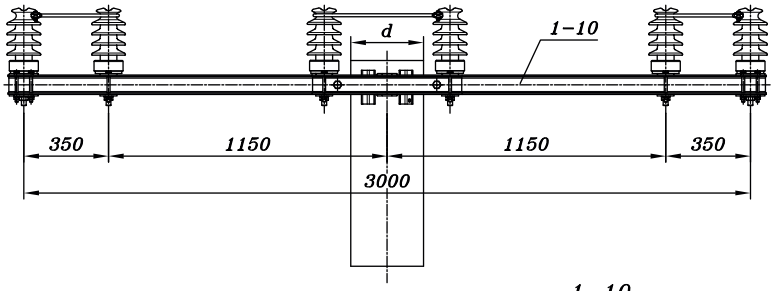

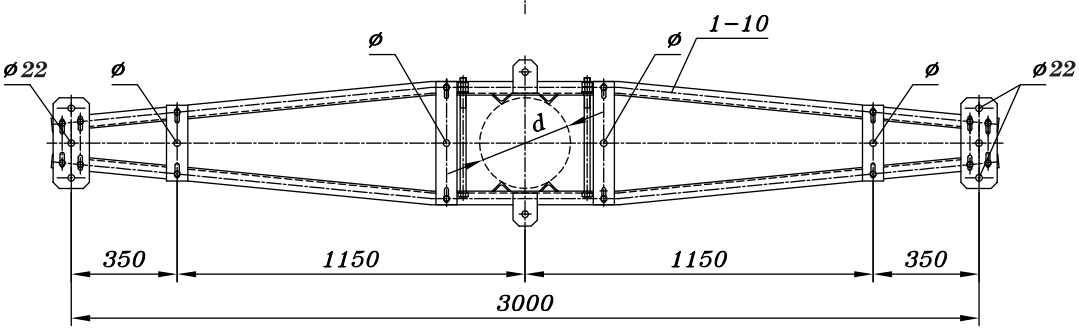

POVRŠINSKA ZAŠTITA: VRUĆE POCINČANO

POZ. ITEM	NAZIV DESCRIPTION	TIP TYP	ø(mm)	d(mm)	NAMJENA	KAT.BROJ CAT.NO	MASA MASS KG
			DIMENZIJE / DIMENSIONS				
10	GAMA ODCJEPNA	KČ 25/37GOLR	22	350-370	Z,O,L,R	MP342077	105
9	GAMA ODCJEPNA	KČ 25/37GO/22	22	350-370	Z,O	MP342082	82
8	GAMA ZATEZNA	KČ 25/35GZLR	22	330-350	Z,L,R	MP342079	89
7	GAMA ZATEZNA	KČ 25/35GZ/32	32	330-350	Z,K,O	MP342078	82
		KČ 25/35GZ/26	26			MP342076	
		KČ 25/35GZ/22	22			MP342074	
6	GAMA ZATEZNA	KČ 20/22GZ/32	32	220-235	Z,K,O	MP342072	77
		KČ 20/22GZ/26	26			MP342070	
		KČ 20/22GZ/22	22			MP342068	
5	GAMA ODCJEPNA	KČ 16/32GOLR	22	300-330	Z,O,L,R	MP342063	105
4	GAMA ODCJEPNA	KČ 16/32GO/32	32	300-330	Z,K,O	MP342066	82
		KČ 16/32GO/26	26			MP342064	
		KČ 16/32GO/22	22			MP342062	
3	GAMA ZATEZNA	KČ 16/30GZLR	22	265-300	Z,L,R	MP342057	86
2	GAMA ZATEZNA	KČ 16/30GZ/32	32	265-300	Z,K,O	MP342060	80
		KČ 16/30GZ/26	26			MP342058	
		KČ 16/30GZ/22	22			MP342056	
1	GAMA ZATEZNA	KČ 12/22GZ/32	32	220-235	Z,K,O	MP342054	79
		KČ 12/22GZ/26	26			MP342052	
		KČ 12/22GZ/22	22			MP342050	

ZATEZNE/RASTERETNE ČELIČNE KONZOLE ZA BETONSKI STUP-GAMA GLAVA



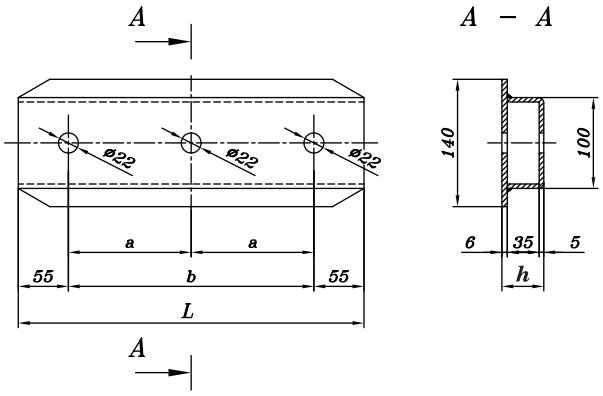

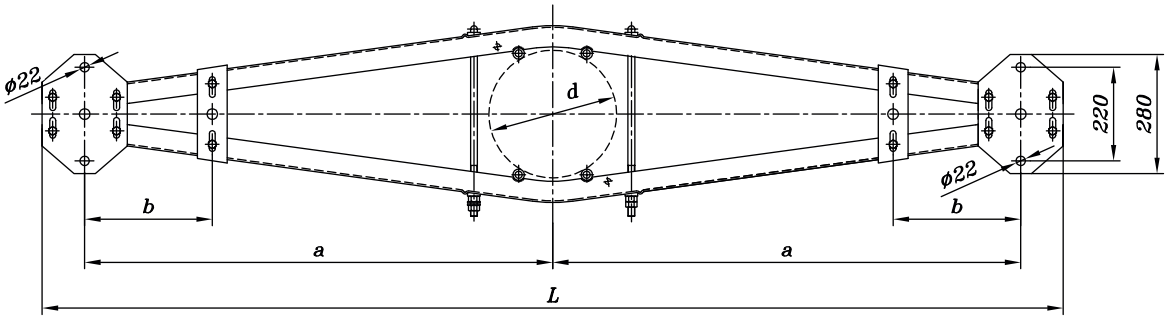

h - VISINA KONZOLE

POVRŠINSKA ZAŠTITA: VRUĆE POCINČANO

POZ. ITEM	NAZIV DESCRIPTION	TIP TYP	L	a	b	l	d (mm)	NAMJENA	KAT.BROJ CAT.NO	MASA MASS KG
			DIMENZIJE / DIMENSIONS							
5	KONZOLA DELTA/GAMA VELIKA	KZ-3	2400	1900	300	112	310-340	Z	MP350010	52,1
		KZ-2	2400	1900	300		270-300		MP350015	46
		KZ-1	2400	1900	300	92	240-280		MP350020	41
4	KONZOLA DELTA/GAMA VELIKA	KVN-2H	2400	1100	300	92	130-170	N	MP350045	40,4
		KVN-1H	2400	1100	300		130-170		MP350035	40
3	KONZOLA DELTA/GAMA VELIKA	KVN-2	2000	900	300	92	180-225	N	MP350040	36,2
		KVN-1	2000	900	300		130-170		MP350030	36
2	KONZOLA DELTA/GAMA MALA	KM-2	530	210	420	46	130-360	N,Z	MP350011	6,9
1		KM-1	380	135	270		130-200		MP350012	4,9

NOSIVE/ZATEZNE ČELIČNE KONZOLE ZA BETONSKI STUP-DELTA/GAMA GLAVA

2.4. OPREMA ZA SN VODOVE NA BETONSKIM STUPOVIMA

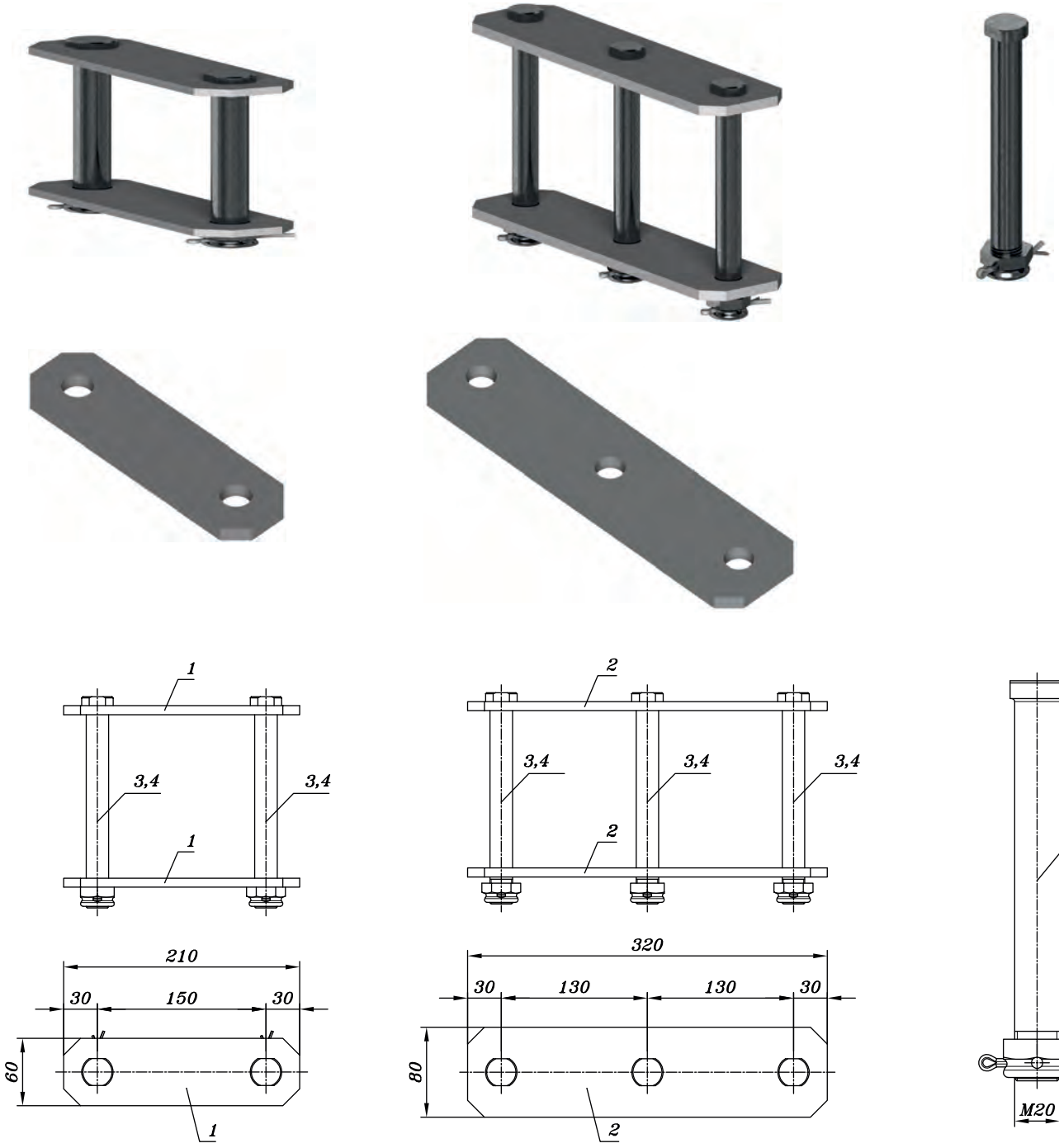

POVRŠINSKA ZAŠTITA: VRUĆE POCINČANO

POZ. ITEM	NAZIV DESCRIPTION	KOM PCS	TIP TYP	DIMENZIJE / DIMENSIONS	KAT.BROJ CAT.NO	MASA MASS KG
4	VIJAK KOMPLET	1		M20X185	MP331976	0,57
3	VIJAK KOMPLET	1		M20X170	MP331975	0,53
2	PLOČICA DVOSTRUKA	1	PL-320	320X80X8	MP395131	1,6
1	PLOČICA RAVNA	1	PL-210	210X80X8	MP395121	0,8

OPREMA ZA ZATEZNO OVJEŠENJE KAPASTIH I ŠTAPNIH IZOLATORA NA BETONSKIM KONZOLAMA

METAL PRODUCT®

PRILOG BR.: ATTACHMENT NO: **2.4.1**

STRANICA: PAGE: 071

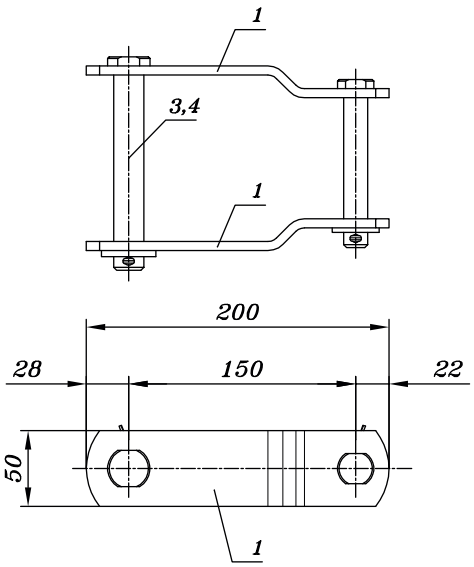

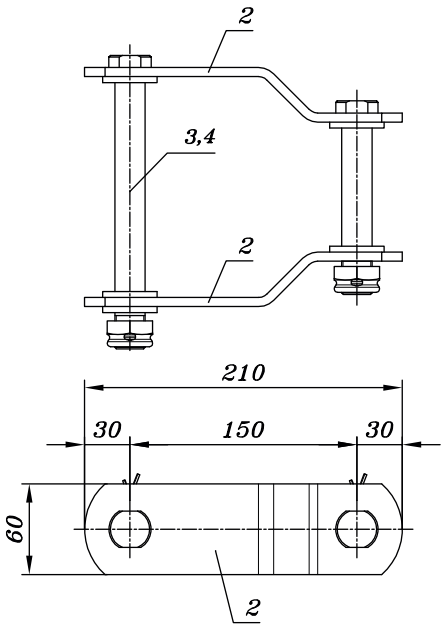

POVRŠINSKA ZAŠTITA: VRUĆE POCINČANO

POZ. ITEM	NAZIV DESCRIPTION	KOM PCS	TIP TYP	DIMENZIJE / DIMENSIONS	KAT.BROJ CAT.NO	MASA MASS KG
4	VIJAK KOMPLET	1		M20X185	MP331976	0,57
3	VIJAK KOMPLET	1		M20X170	MP331975	0,53
2	PLOČICA SAVINUTA	1	PL-210S	210X80X8	MP395123	1,1
1	PLOČICA SAVINUTA	1	PL-200S	200X80X8	MP395122	1,05

OPREMA ZA ZATEZNO OVJEŠENJE KAPASTIH I ŠTAPNIH IZOLATORA NA BETONSKIM KONZOLAMA

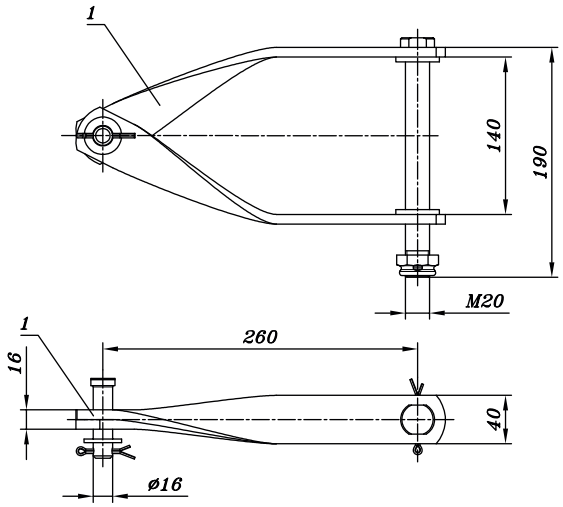

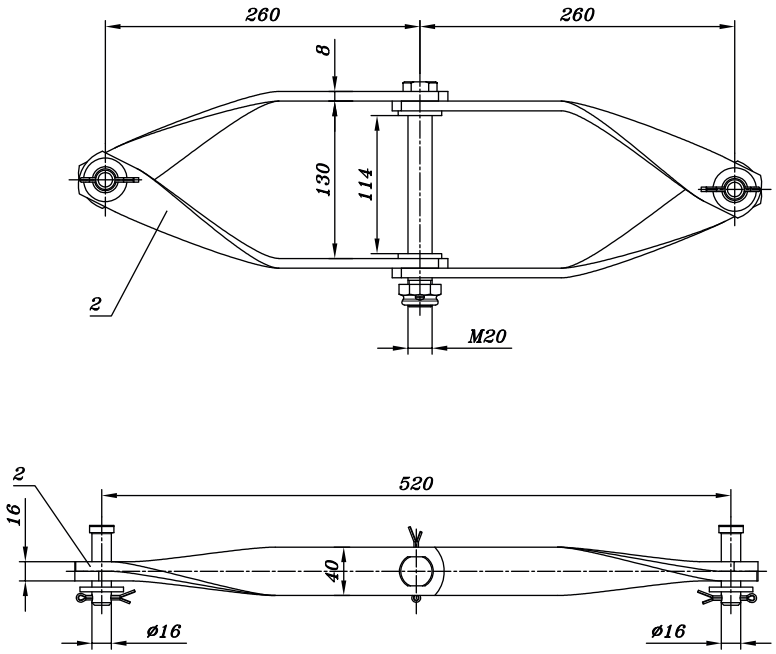

POVRŠINSKA ZAŠTITA: VRUĆE POCINČANO
STREMENI SZ-1 ILI SZ-2 SE ISPORUČUJU U KOMPLETU

POZ. ITEM	NAZIV DESCRIPTION	KOM PCS	TIP TYP	DIMENZIJE / DIMENSIONS	KAT.BROJ CAT.NO	MASA MASS KG
2	STREMEN DVOSTRUKI ZAKRENUTI	1	SZ-2	300X40X8	MP395129	3,76
1	STREMEN JEDNOSTRUKI ZAKRENUTI	1	SZ-1	300X40X8	MP395125	2,19

OPREMA ZA ZATEZNO OVJEŠENJE KAPASTIH I ŠTAPNIH IZOLATORA NA BETONSKIM KONZOLAMA-STREMENI

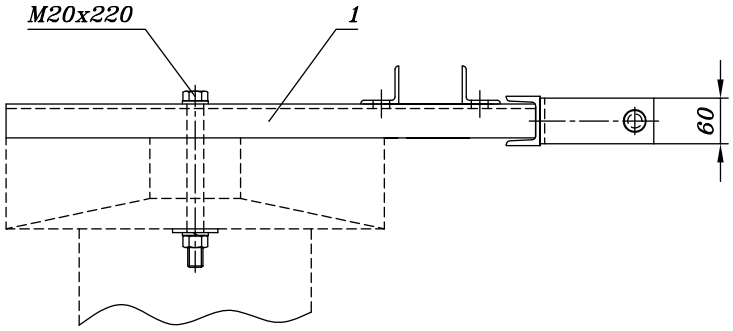

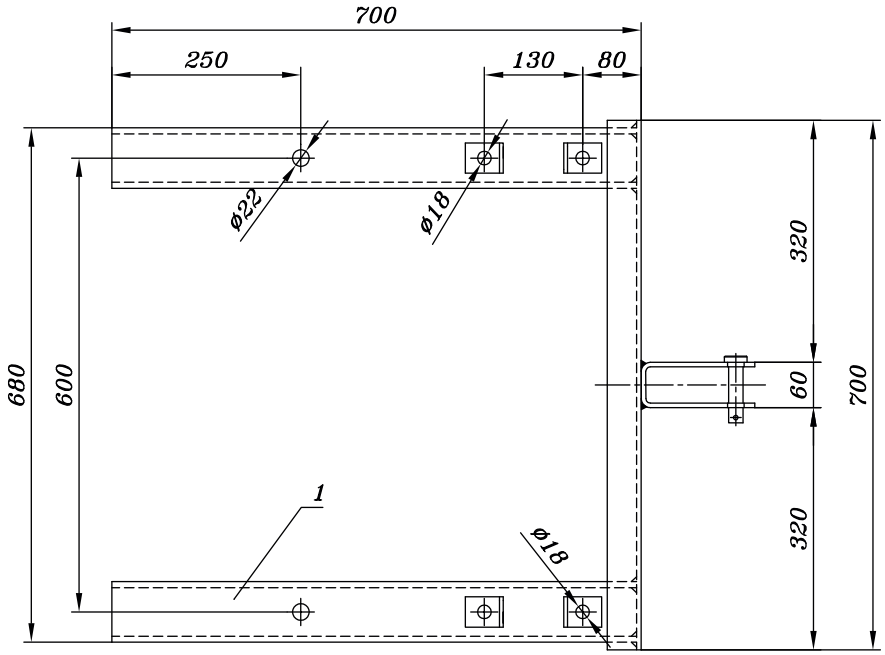

POVRŠINSKA ZAŠTITA: VRUĆE POCINČANO

1	NOSAČ RASTAVLJAČA NPS24B1	1	NR-BK-ABB		PP400029	21
POZ. ITEM	NAZIV DESCRIPTION	KOM PCS	TIP TYP	DIMENZIJE / DIMENSIONS	KAT.BROJ CAT.NO	MASA MASS KG

NOSAČ LINIJSKOG RASTAVLJAČA NA BETONSKOJ KONZOLI-GAMA GLAVA

METAL PRODUCT®

PRILOG BR.: ATTACHMENT NO: **2.4.4**

STRANICA: PAGE: 074

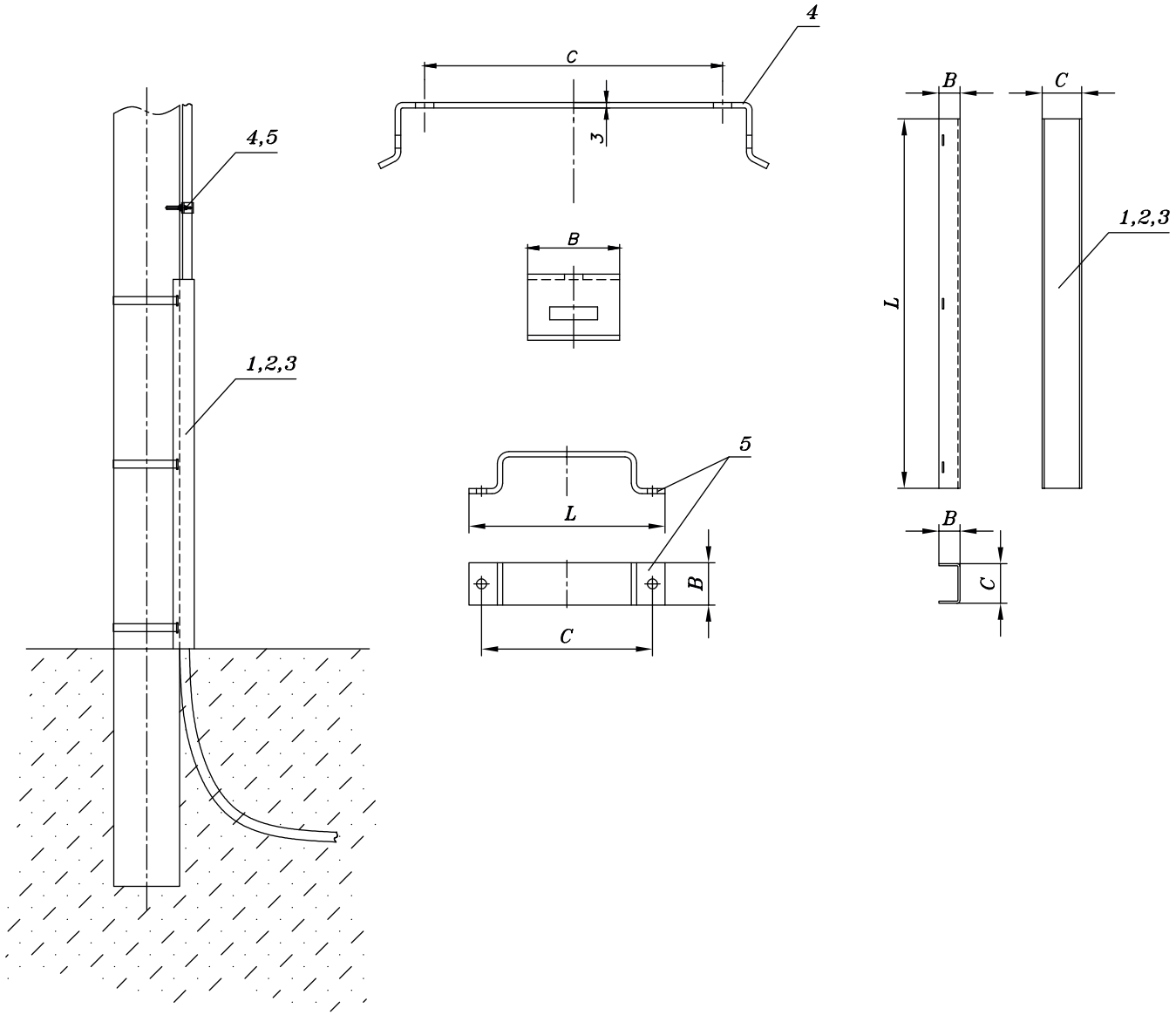

UČVRŠĆENJE NOSAČA OBUJMICE I ZAŠTITNOG LIMA POMOĆU BAND-IT TRAKE
POVRŠINSKA ZAŠTITA: VRUĆE POCINČANO

POZ. ITEM	NAZIV DESCRIPTION	TIP TYP	METRIJAL MATERIAL	L	B	C	KAT.BROJ CAT.NO	MASA MASS KG
				DIMENZIJE / DIMENSIONS				
5	OBUJMICA				40	162	MP372030	0,13
4	NOSAČ OBUJMICE				50	162	PP300856	0,3
3	LIM ZAŠTITNI KOMPLET	MZ-3	ČELIK	3000	80	230	MP372033	29
2	LIM ZAŠTITNI KOMPLET	MZ-2	ČELIK	2500	80	230	MP372039	24,4
1	LIM ZAŠTITNI KOMPLET	MZ-1	ČELIK	2000	80	230	MP372077	20

MEHANIČKA ZAŠTITA KABELA UZ BETONSKI STUP

METAL PRODUCT®

PRILOG BR.: ATTACHMENT NO: 2.4.5

STRANICA: PAGE: 075

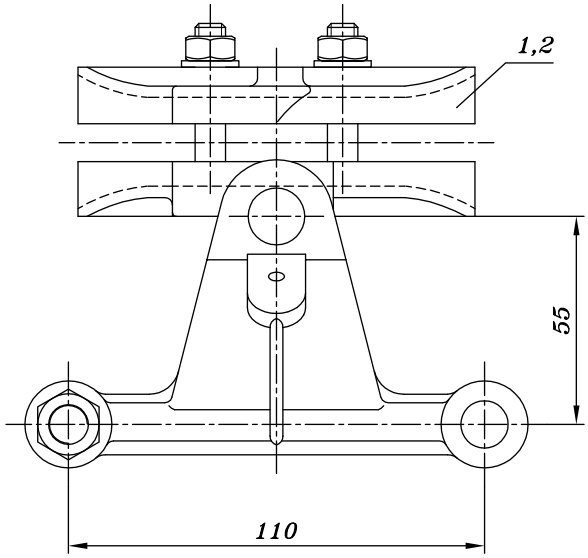

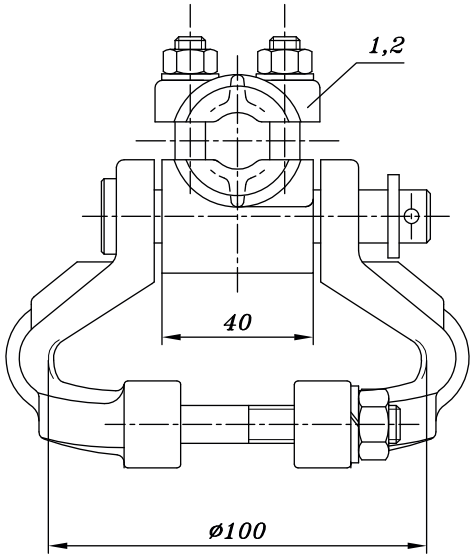

MATERIAJL: AL - LEGURA

POZ. ITEM	NAZIV DESCRIPTION	TIP TYP	VODIČ	TIP IZOLATORA	KAT.BROJ CAT.NO	MASA MASS KG
			DIMENZIJE / DIMENSIONS			
2	GIBLJIVA STEZALJKA	GS-2	AL/ČE120/20	SERb/20	MP395142	0,79
				SERb/25		
				LP-24		
				VHD-20		
				VHD-25		
1	GIBLJIVA STEZALJKA	GS-1	AL/ČE50/8	VHT20T	MP395140	0,74
			AL/ČE70/12	VHT22T		
			AL/ČE95/15	RP-3		

UČVRŠĆENJE VODIČA NA POTPORNI IZOLATOR POMOĆU GIBLJIVE STEZALJKE

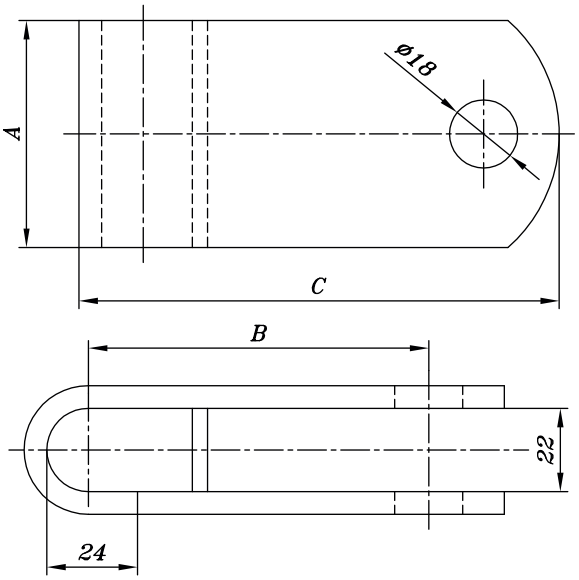

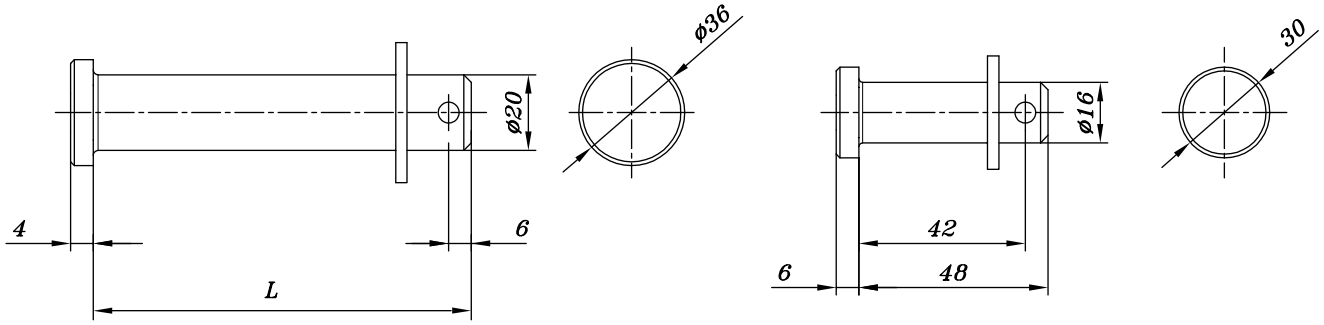

POVRŠINSKA ZAŠTITA: VRUĆE POCINČANO

POZ. ITEM	NAZIV DESCRIPTION	TIP TYP	A	B	C	L	KAT.BROJ CAT.NO	MASA MASS KG
			DIMENZIJE / DIMENSIONS					
4	ZASTAVICA	Z-94	94	94	127	125	MP395022	1,6
3	ZASTAVICA	Z-90	90	94	127	120	MP352016	1,4
2	ZASTAVICA	Z-62	62	94	127	90	MP395020	1,12
1	ZASTAVICA	Z-46	46	60	93	75	MP395018	0,72

PRIBOR ZA IZOLATORSKE LANCE-ZASTAVICA

3. NOSAČI IZOLATORA ZA NADZEMNE VODOVE SREDNJEG NAPONA (10, 20 i 35 kV)

3.1 SAVINUTI NOSAČI POTPORNIH SN IZOLATORA

POZ. 1

POZ. 2

TIP F

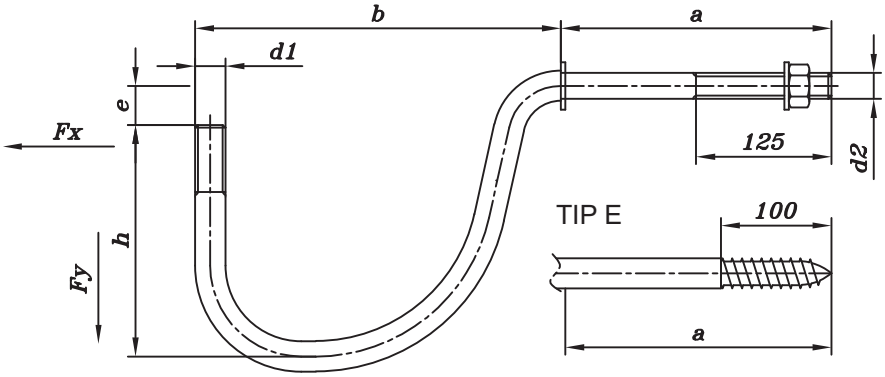

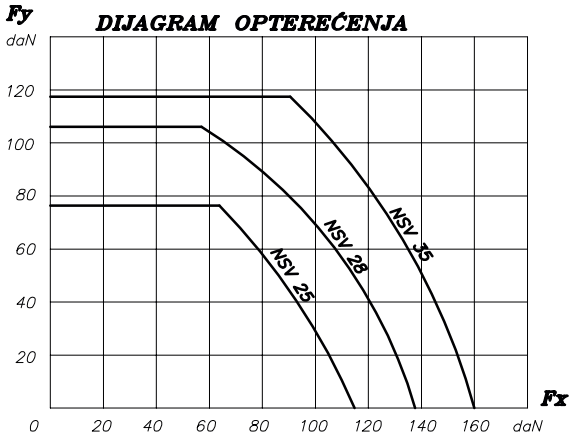

NORMA: DIN 48045 (HRN N.F1.502)

POVRŠINSKA ZAŠTITA: VRUĆE POCINČANO

NAVOJ ZA DRVO: DIN 7998

TABLICA 1.1

POZ. ITEM	TIP	A	B1	D	E	J	M	N	d1	d2	a	b	h	e	MASA MASS KG
	OBLIK GLAVE	KATALOŠKI BROJ NOSAČA U OVISNOSTI O OBLIKU GLAVE NOSAČA							DIMENZIJE / DIMENSIONS						
2	NSV-25E	MP361212	MP361216	MP361214	MP361216	MP361210		MP361218	25	25	120	310	170	30	2,5
1	NSV-25F	MP361412	MP361414	MP361414		MP361410	MP361418		25	M24	250	310	170	30	3,3

GLAVA NOSAČA IZOLATORA ODABIRE SE OVISNO O IZOLATORU (TABLICA GLAVA NOSAČA- PRILOG 3.3.0 I DIMENZIJE IZOLATORA-PRILOG 3.5.1)

PRIMJER NARUDŽBE: NSV-25E-D, MP361214

SAVINUTI NOSAČI POTPORNIH SN IZOLATORA
TIP: NSV-25F, NSV-25E

POZ. 3

POZ. 4

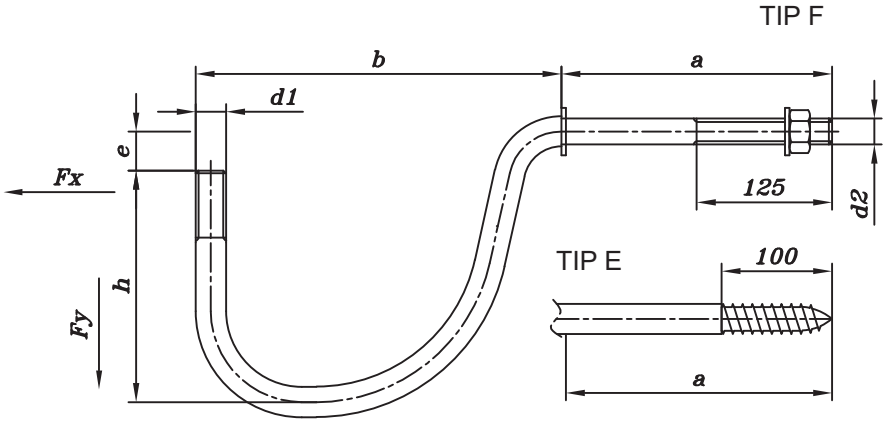

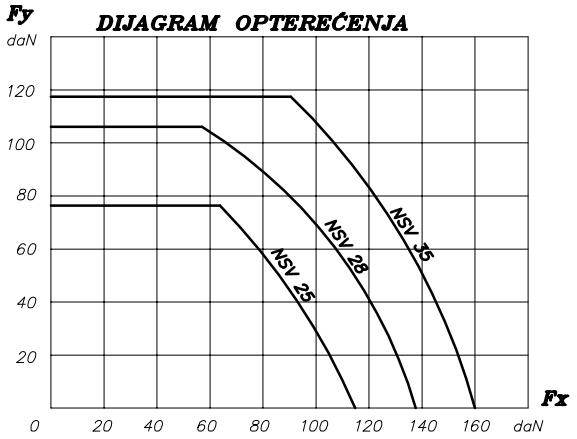

NORMA: DIN 48045 (HRN N.F1.502)

POVRŠINSKA ZAŠTITA: VRUĆE POCINČANO

NAVOJ ZA DRVO: DIN 7998

POZ. ITEM	TIP	B	C	F	G	K	M	N	P	d1	d2	a	b	h	e	MASA MASS KG
	OBLIK GLAVE	KATALOŠKI BROJ NOSAČA U OVISNOSTI O OBLIKU GLAVE NOSAČA								DIMENZIJE / DIMENSIONS						
4	NSV-28E	MP361241	MP361242	MP361250	MP361244	MP361240	MP361245	MP361246	MP361247	28	28	120	310	200	35	3,6
3	NSV-28F	MP361441	MP361442	MP361450	MP361444	MP361440	MP361445	MP361446	MP361447	28	M24	250	310	200	35	4,2

GLAVA NOSAČA IZOLATORA ODABIRE SE OVISNO O IZOLATORU (TABLICA GLAVA NOSAČA- PRILOG 3.3.0 I DIMENZIJE IZOLATORA-PRILOG 3.5.)

PRIMJER NARUDŽBE: NSV-28E-F, MP361250

SAVINUTI NOSAČI POTPORNIH SN IZOLATORA
TIP: NSV-28F, NSV-28E

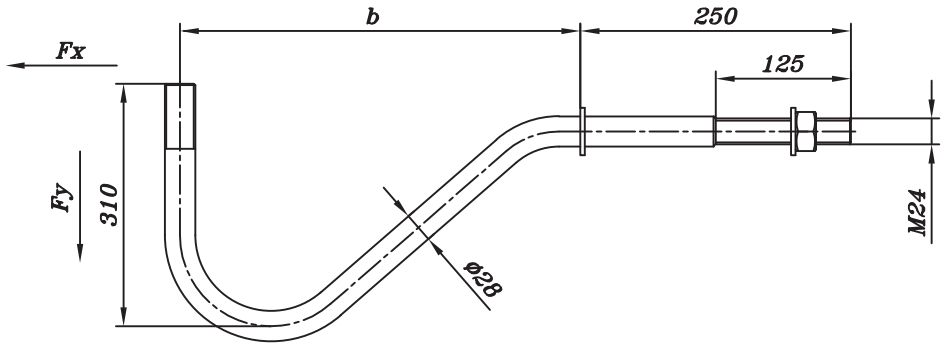

6	OK-400	MP361803	MP361812	MP361804	MP361806	MP361808	MP361810	MP361814	MP361816	MP361818	370
5	OK-500	MP361805	MP361822	MP361824	MP361826	MP361828	MP361820	MP361830	MP361832	MP361834	500
POZ. ITEM	TIP	A	B	C	F	G	K	M	N	P	b
	OBLIK GLAVE	KATALOŠKI BROJ NOSAČA U OVISNOSTI O OBLIKU GLAVE NOSAČA									mm

POVRŠINSKA ZAŠTITA: VRUĆE POCINČANO
GLAVA NOSAČA IZOLATORA ODABIRE SE OVISNO O IZOLATORU (TABLICA GLAVA NOSAČA- PRILOG 3.3.0 I DIMENZIJE IZOLATORA-PRILOG 3.5.)

PRIMJER NARUDŽBE: OK-400-M, MP361816

SAVINUTI NOSAČI POTPORNIH SN IZOLATORA
TIP:OK-400, OK-500

3.2 RAVNI NOSAČI POTPORNIH SN IZOLATORA



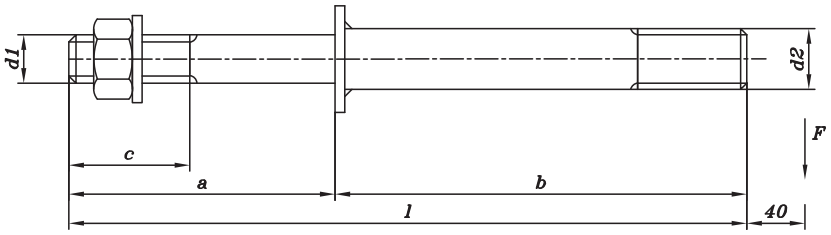

F = 125 daN

POZ. ITEM	TIP	A	B1	D	E	J	N	M20	d1	d2	a	b	c	l	MASA MASS KG
1	NPV-25A	MP362036		MP362038	MP362040	MP362042	MP362044		M20	25	110	170	50	280	1,25
2		MP362046	MP362055	MP362048	MP362050	MP362052	MP362054	MP362047	M20	25	180	170	90	350	1,45
3		MP362056		MP362058	MP362060	MP362062	MP362064		M24	25	110	170	50	280	1,45
4		MP362066	MP362075	MP362068	MP362070	MP362072	MP362074		M24	25	180	170	90	350	1,65
	OBLIK GLAVE	KATALOŠKI BROJ NOSAČA U OVISNOSTI O OBLIKU GLAVE I DIMENZIJAMA NOSAČA							DIMENZIJE / DIMENSIONS						

POVRŠINSKA ZAŠTITA: VZN
GLAVA NOSAČA IZOLATORA ODABIRE SE OVISNO O IZOLATORU (TABLICA GLAVA NOSAČA- PRILOG 3.3.0 I DIMENZIJE IZOLATORA-PRILOG 3.5.1)

PRIMJER NARUDŽBE: NPV-25A-A, MP362056

RAVNI NOSAČI POTPORNIH SN IZOLATORA
TIP: NPV-25A



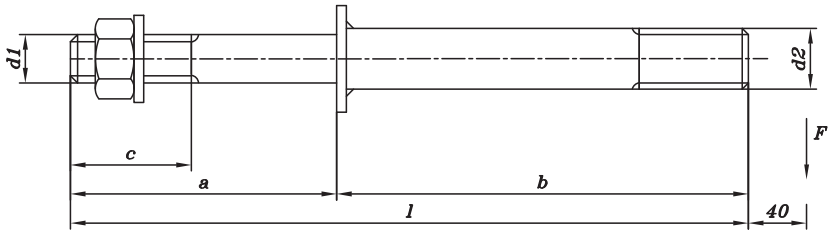

F = 145 daN

POZ. ITEM	TIP / OBLIK GLAVE	B	C	E	F	G	K	M	N	P	d1	d2	a	b	c	l	MASA MASS KG
		KATALOŠKI BROJ NOSAČA U OVISNOSTI O OBLIKU GLAVE NOSAČA									DIMENZIJE / DIMENSIONS mm						
1	NPV-28A	MP362102	MP362104	MP362106	MP362108	MP362110	MP362112	MP362114	MP362116	MP362118	M20	28	110	205	50	315	1,30
2		MP362122	MP362124	MP362126	MP362128	MP362130	MP362132	MP362134	MP362136	MP362138	M20	28	180	205	90	385	1,60
3		MP362142	MP362144	MP362146	MP362148	MP362150	MP362152	MP362154	MP362156	MP362158	M24	28	110	205	50	315	1,60
4		MP362162	MP362164	MP362166	MP362168	MP362170	MP362172	MP362174	MP362176	MP362178	M24	28	180	205	90	385	1,70

POVRŠINSKA ZAŠTITA: VZN
GLAVA NOSAČA IZOLATORA ODABIRE SE OVISNO O IZOLATORU (TABLICA GLAVA NOSAČA- PRILOG 3.3.0 I DIMENZIJE IZOLATORA-PRILOG 3.5)

PRIMJER NARUDŽBE: NPV-28A-F, MP362148

RAVNI NOSAČI POTPORNIH SN IZOLATORA
TIP: NPV-28A



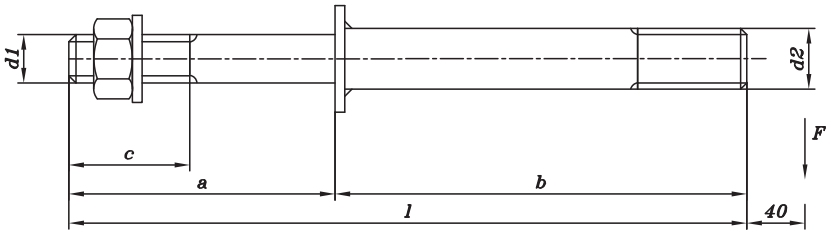

F = 175 daN

POZ. ITEM	TIP	L	H	I	N	d1	d2	a	b	c	l	MASA MASS KG
	OBLIK GLAVE	KATALOŠKI BROJ NOSAČA U OVISNOSTI O OBLIKU GLAVE I DIMENZIJAMA NOSAČA				DIMENZIJE / DIMENSIONS						
1	NPV-35A	MP362410	MP362420	MP362430	MP362446	M24	35	125	320	65	445	2,85
2		MP362412	MP362422	MP362432	MP362448	M24	35	180	320	90	500	3,1
3		MP362414	MP362424	MP362434	MP362450	M30	35	125	320	65	445	3,2
4		MP362416	MP362426	MP362436	MP362452	M30	35	180	320	90	500	3,4

POVRŠINSKA ZAŠTITA: VRUĆE POCINČANO
GLAVA NOSAČA IZOLATORA ODABIRE SE OVISNO O IZOLATORU (TABLICA GLAVA NOSAČA- PRILOG 3.3.0 I DIMENZIJE IZOLATORA-PRILOG 3.5)

PRIMJER NARUDŽBE: NPV-35A-L, MP362416

RAVNI NOSAČI POTPORNIH SN IZOLATORA
TIP: NPV-35A



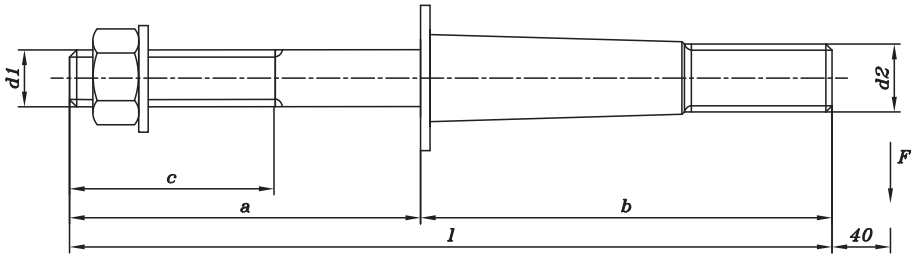

F = 440 daN

POZ. ITEM	TIP	B	C	E	J	M	N	d1	d2	a	b	c	l	MASA MASS KG
	OBLIK GLAVE	KATALOŠKI BROJ NOSAČA U OVISNOSTI O OBLIKU GLAVE I DIMENZIJAMA NOSAČA						DIMENZIJE / DIMENSIONS						
1	NPV-25B	MP362300	MP362312	MP362324	MP362336	MP362348	MP362360	M20	25	110	170	50	280	1,50
2		MP362302	MP362314	MP362326	MP362338	MP362350	MP362362	M20	25	180	170	90	350	1,60
3		MP362304	MP362316	MP362328	MP362340	MP362352	MP362364	M24	25	140	170	50	310	1,70
4		MP362306	MP362318	MP362330	MP362342	MP362354	MP362366	M24	25	180	170	90	350	1,90
5		MP362308	MP362320	MP362332	MP362344	MP362356	MP362368	M30	25	110	170	50	280	1,75
6		MP362310	MP362322	MP362334	MP362346	MP362358	MP362370	M30	25	180	170	90	350	2,10

POVRŠINSKA ZAŠTITA: VRUĆE POCINČANO
GLAVA NOSAČA IZOLATORA ODABIRE SE OVISNO O IZOLATORU (TABLICA GLAVA NOSAČA- PRILOG 3.3.0 I DIMENZIJE IZOLATORA-PRILOG 3.5)

PRIMJER NARUDŽBE: NPV-25B-B, MP362310

RAVNI NOSAČI POTPORNIH SN IZOLATORA
TIP: NPV-25B



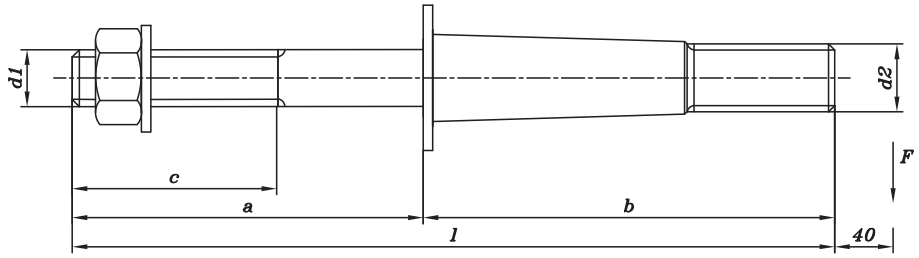

F = 560 daN

POZ. ITEM	TIP / OBLIK GLAVE	B	C	E	F	G	K	M	N	P	d1	d2	a	b	c	l	MASA MASS KG
		KATALOŠKI BROJ NOSAČA U OVISNOSTI O OBLIKU GLAVE NOSAČA									DIMENZIJE / DIMENSIONS mm						
1	NPV-28B	MP362500	MP362508	MP362516	MP362524	MP362532	MP362540	MP362548	MP362556	MP362564	M24	28	110	205	50	315	1,8
2		MP362502	MP362510	MP362518	MP362526	MP362534	MP362542	MP362550	MP362558	MP362566	M24	28	180	205	90	385	2,0
3		MP362504	MP362512	MP362520	MP362528	MP362536	MP362544	MP362552	MP362560	MP362568	M30	28	110	205	50	315	2,0
4		MP362506	MP362514	MP362522	MP362530	MP362538	MP362546	MP362554	MP362562	MP362570	M30	28	180	205	90	385	2,4

POVRŠINSKA ZAŠTITA: VRUĆE POCINČANO
GLAVA NOSAČA IZOLATORA ODABIRE SE OVISNO O IZOLATORU (TABLICA GLAVA NOSAČA- PRILOG 3.3.0 I DIMENZIJE IZOLATORA-PRILOG 3.5)

PRIMJER NARUDŽBE: NPV-28B-F, MP362528

RAVNI NOSAČI POTPORNIH SN IZOLATORA
TIP: NPV-28B

3.3 OBLICI GLAVA NOSAČA SN IZOLATORA

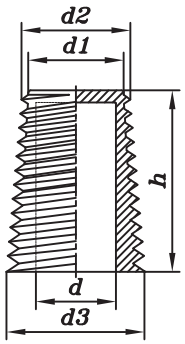

PLASTIČNI ULOŽAK (TIPL)

OBLIK GLAVE NOSAČA	TIP ULOŠKA	KATALOŠKI BROJ ULOŠKA	DIMENZIJE (mm)				
			d	d1	d2	d3	h
A	PU-10	MP361610	24	28	31,5	35	50
B	PU-15	MP361615	26,5	31,5	35,5	42	56
B1	PU-B1	MP361616	20	22	24	28	45
C	PU-20	MP361620	26,5	31,5	35,5	45,5	60

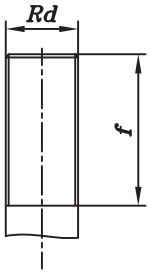

OBLI NAVOJ

OBLIK GLAVE NOSAČA	OBLIK NAVOJA	DIMENZIJE (mm)	
		d	f
D	Rd 24X1/8	24	50
E	Rd 26X1/8	26	50
F	Rd 28X1/8	28	55
G	Rd 30X1/8	30	70
H	Rd 32X1/8	32	75
I	Rd 35X1/8	36	95

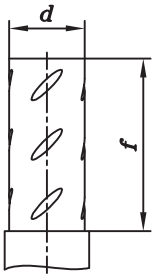

SA ZASJEKOM ZA ZALJEVANJE

OBLIK GLAVE NOSAČA	DIMENZIJE (mm)	
	d	f
J	25	57
K	28	62
L	35	85

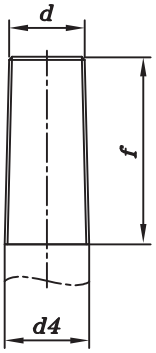

KONUSNI NAVOJ

OBLIK GLAVE NOSAČA	DIMENZIJE (mm)		
	d	f	d4
M	25	45	25
N	25	60	25
P	25	62	28

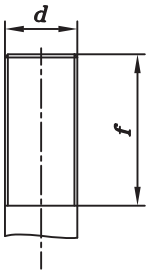

SA METRIČKIM NAVOJEM

OBLIK GLAVE NOSAČA	DIMENZIJE (mm)	
	d	f
R	M16	26
S	M20	30
T	M20	50
U	M24	30

TIPOVI GLAVA NOSAČA POTPORNIH SN IZOLATORA (ZA NSV I NPV)

3.4 NOSAČI POTPORNIH SN IZOLATORA

S PUNOM JEZGROM I KOMPOZITNIH IZOLATORA

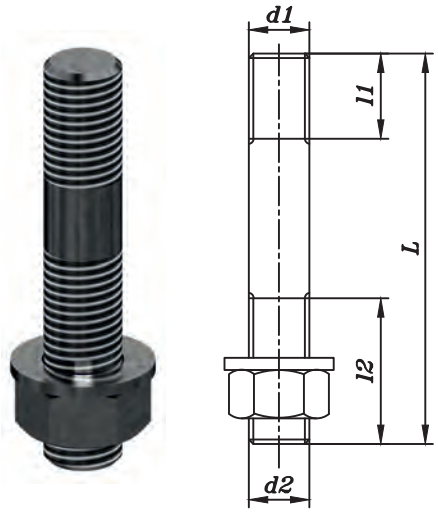

TIP NOSAČA	KATALOŠKI BROJ	DIMENZIJE (mm)				
		d1	d2	l2	l1	L
NPJ-B1	MP362600	M20	M20	60	30	110
NPJ-B2	MP362602	M20	M20	60	50	130
NPJ-B3	MP362604	M20	M20	60	30	150
NPJ-B4	MP362606	M20	M20	60	50	170
NPJ-B4-1	MP362607	M20	M20	72	28	170
NPJ-B5	MP362608	M20	M20	90	30	200
NPJ-B6	MP362610	M20	M20	90	30	210
NPJ-B7	MP362612	M20	M20	90	50	230
NPJ-B8	MP362614	M20	M20	90	50	250
NPJ-B9	MP362615	M20	M20	100	60	200
NPJ-B10	MP362616	M20	M20	70	70	210
NPJ-B11	MP362617	M20	M20	120	25	220
NPJ-E1	MP362620	M24	M24	60	30	110
NPJ-E2	MP362622	M24	M24	60	30	150
NPJ-E3	MP362624	M24	M24	90	30	210
NPJ-E4	MP362625	M24	M24	60	30	170

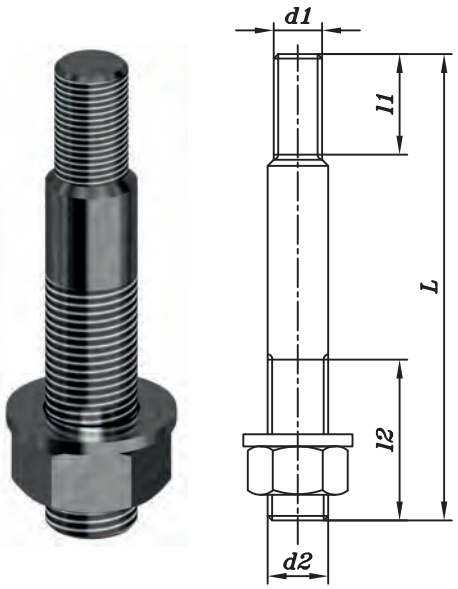

TIP NOSAČA	KATALOŠKI BROJ	DIMENZIJE (mm)				
		d	d1	l1	l2	L
NPJ-A1	MP362630	M16	M20	60	26	110
NPJ-A2	MP362632	M16	M20	60	26	150
NPJ-A3	MP362634	M16	M20	90	26	210
NPJ-C1	MP362640	M20	M24	60	30	110
NPJ-C2	MP362642	M20	M24	90	30	150
NPJ-C3	MP362644	M20	M24	90	30	190
NPJ-C4	MP362646	M20	M24	90	30	210
NPJ-C5	MP362648	M20	M24	90	30	250
NPJ-C6	MP362649	M20	M27	90	30	280
NPJ-C7	MP362647	M20	M24	125	50	250
NPJ-C8	MP362645	M20	M27	70	30	170
NPJ-C9	MP362643	M20	M22	80	50	200
NPJ-C10	MP362701	M20	M27	70	30	200
NPJ-C11	MP362703	M24	M27	70	30	170
NPJ-C12	MP362704	M20	M27	70	30	170
NPJ-C13	MP362705	M20	M27	70	30	210
NPJ-D1	MP362650	M20	M30	60	30	150
NPJ-D2	MP362652	M20	M30	90	30	190
NPJ-D3	MP362654	M20	M30	90	30	210
NPJ-D4	MP362656	M20	M30	90	30	250
NPJ-D5	MP362657	M20	M30	90	30	180

POVRŠINSKA ZAŠTITA: VRUĆE POCIČANO

RAVNI NOSAČI POTPORNIH SN IZOLATORA S PUNOM JEZGROM - TIP: NPJ

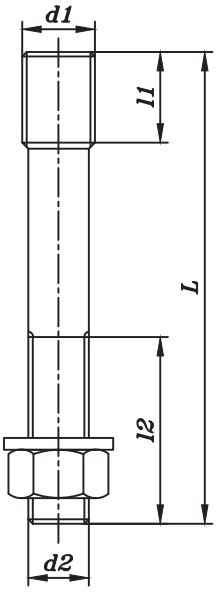

TIP NOSAČA	KATALOŠKI BROJ	DIMENZIJE (mm)				
		d1	d2	l1	l2	L
NPJ-F1	MP362670	M24	M20	60	30	110
NPJ-F2	MP362672	M24	M20	60	30	150
NPJ-F3	MP362674	M24	M20	90	30	210
NPJ-F4	MP362675	M24	M20	90	30	220
NPJ-H1	MP362676	M20	M22	90	30	110
NPJ-H2	MP362678	M20	M22	90	30	150
NPJ-H3	MP362680	M20	M22	90	30	210
NPJ-H4	MP362681	M22	M24	90	30	210
NPJ-H5	MP362682	M20	M30	60	30	210

POVRŠINSKA ZAŠTITA: VRUĆE POCIČANO

RAVNI NOSAČI POTPORNIH SN IZOLATORA S PUNOM JEZGROM - TIP: NPJ

3.5 SREDNJENAPONSKI POTPORNI IZOLATORI – VHD, VHT

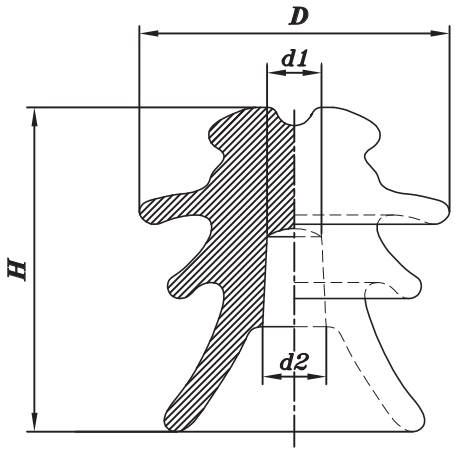

PROIZVOĐAČ	TIP IZOLATORA	MATERIJAL	NAZIVNI NAPON	DUŽINA STR. STAZE	PODNOSIVI UDARNI NAPON	PODNOSIVI NAPON 50Hz, KIŠA	DIMENZIJE (mm)			MIN. PREKIDNA SILA	TIP PVC ULOŠKA	OBLIK GLAVE NOSAČA
			kV	mm	kV	kV	H	D	d1/d2	kN		
ELEKTROPORCELAN	D 135	KER 110.1	12	230	100	45	130	135	28/31	10	PU-10	A,J
	Ps 12		12	230	100	45	130	135	18,6/24,5	10	PU-10	A,J
	Ps 17,5		17,5	265	120	53	150	150	28/31	10	PU-10	A,J
	Ps 17,5		17,5	265	120	53	150	150	18,6/24,5	10	PU-10	A,J
	D 175		24	360	140	65	185	175	31/35	12	PU-15	B,K
	Ps 24		24	360	140	65	185	175	28,2/31,8	12	PU-15	B,K
	Ps 28		28	470	160	75	215	205	32/36	12	PU-20	C
	Ps 28		28	470	160	75	215	205	28,2/31,8	12	PU-20	C
	Ps 36		36	540	180	86	250	230	38/43	13		L
	Ps 36		36	540	180	86	250	230	28,2/31,8	13		K
	D 260		38	630	200	100	290	260	40/45	13		L
	Ps 38		38	640	200	100	290	260	28,72/31,8	13		K
DALLAGO	LP 12/320	EPOKSID	12	320	100	45	140	130	Rd28X1/8	6		F
	LP 12/425		12	425	123	64	140	130	Rd28X1/8	10		F
	LP 24/485		24	485	136	74	170	160	Rd28X1/8	6		F
	LP 24/540		24	540	143	78	170	160	Rd28X1/8	10		F
SEDIVER	VHT 20T	STAKLO	20	230	110	55	168,5	210		14	DF25-45	M
	VHT 22T		20	230	132	66	168,5	250		14	DF25-45	M
	VHT 24B		24	390	165					14	DF25-60	N
	VHT 36		30	415	150	83	235	255		14	DF25-60	N
FIDENZA	RP 3	STAKLO	20			55	160	240		18	PLASTIKA	N
	RP 3			580						18	MS	P
	RP 4			430						18	PLASTIKA	N
	RP 5									18	MS	P
ZSOLNAY	SER-b/10	KERAMIKA	12						Rd24X1/8			D
	SER-b/15		17,5						Rd24X1/8			D
	SER-b/20		24						Rd28X1/8			F
	SER-b/25		30						Rd32X1/8			H

SREDNJENAPONSKI POTPORNI IZOLATORI

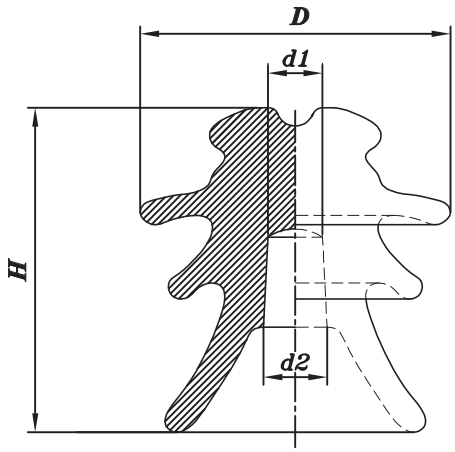

PROIZVOĐAČ	TIP IZOLATORA	MATERIJAL	NAZIVNI NAPON	DUŽINA STR. STAZE	PODNOSIVI UDARNI NAPON	PODNOSIVI NAPON 50Hz, KIŠA	DIMENZIJE (mm)			MIN. PREKIDNA SILA	TIP PVC ULOŠKA	OBLIK GLAVE NOSAČA
			kV	mm	kV	kV	H	D	d1/d2	kN		
ETI - IZLAKE	VHD 10	KER 110.1	12	215	110	40	130	135	28/31	12,5	PU-10	A,J
	VHD 15		17,5	285	110	45	150	150	28/31	12,5	PU-10	A,J
	VHD 20		24	360	150	65	185	175	31/35	15	PU-15	B,J
	VHD 20-Pb-Sb		24	360	150	65	185	175	Rd28X1/8	15		F
	VHD 25		27,5	435	150	65	215	205	33/37	15	PU-20	C
	VHD 25-Pb-Sb		27,5	435	150	65	215	205	Rd28X1/8	15	PU-20	F
IFO ELEKTRIC	VHD 10	KER 110.2	12	240	100	42	130	135	31/36	12,5	PU-15	B,K
	VHD 10g		12	240	100	42	130	135	Rd26X1/8	12,5		E
	VHD 15		17,5	280	110	60	150	150	31/36	12,5	PU-15	B,K
	VHD 15g		17,5	280	110	60	150	150	Rd26X1/8	12,5		E
	VHD 20		24	350	135	65	185	175	34/39	15		K,L
	VHD 20g		24	350	135	65	185	175	Rd28X1/8	15		F
	VHD 25		27,5	435	150	75	215	205	36/42	15		L
	VHD 25g		27,5	435	150	75	215	205	Rd30X1/8	15		G
	VHD 30		36	495	170	90	250	230	36/43	15		L
	VHD 30g		36	495	170	90	250	230	Rd32X1/8	15		H
	VHD 35		38	590	190	95	290	260	41/46	16,2		L
	VHD35g		38	590	190	95	290	260	Rd36X1/8	16,2		I

SREDNJENAPONSKI POTPORNI IZOLATORI

3.6 SREDNJENAPONSKI POTPORNI IZOLATORI S PUNOM JEZGROM

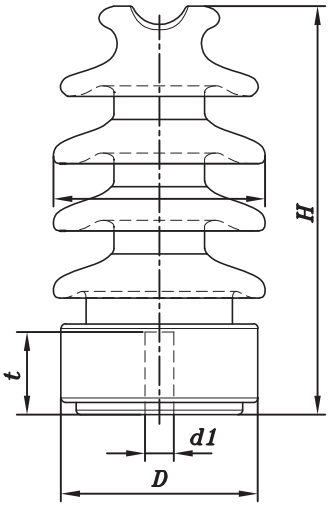

PROIZVOĐAČ	TIP IZOLATORA	MATERIJAL	NAZIVNI NAPON	DUŽINA STR. STAZE	PODNOSIVI UDARNI NAPON	PODNOSIVI NAPON 50Hz, KIŠA	DIMENZIJE (mm)			MIN. PREKIDNA SILA	TIP NOSAČA NPJ
			kV	mm	kV	kV	H	D	t/d1	kN	
ZSOLNAY	R 12,5 ET 75L	KER 110.2	12	250	75	28	190	150	25/M20	12,5	B,C,D
	R 12,5 ET 95L		17,5	350	95	38	222	165	25/M20	12,5	B,C,D
	R 12,5 ET 125N		24	400	125	50	305	155	25/M20	12,5	B,C,D
	R 12,5 ET 170N		36	580	170	70	370	170	25/M20	12,5	B,C,D
	R 12,5 ET 125L		24	530	125	50	305	170	25/M20	12,5	B,C,D
	R 12,5 ET 170L		36	720	170	70	370	160	25/M20	12,5	B,C,D
ELEKTROPORCELAN	R 12,5 ET 75L	KER 110.2	12	250	75	28	190	150	30/M20	12,5	B,C,D
	R 12,5 ET 95L		17,5	350	95	38	222	150	30/M20	12,5	B,C,D
	R 12,5 ET 125L		24	530	125	50	305	150	30/M20	8,2	B,C,D
	R 12,5 ET 125N		24	400	125	50	305	160	30/M20	12,5	B,C,D
	R 12,5 ET 170L		38	720	170	70	370	160	30/M20	12,5	B,C,D
	R 12,5 ET 170N		38	580	170	70	370	170	30/M20	8	B,C,D
ETI IZLAKE	R 8 ET 75L	KER 110.2	12	250	75	28	190	140	25/M20	8	B,C,D
	R 8 ET 95L		17,5	350	95	38	222	145	25/M20	8	B,C,D
	R 8 ET 125N		24	400	125	50	305	160	25/M20	12,5	B,C,D
	R 8 ET 125L		24	530	125	50	305	170	25/M20	12,5	B,C,D
	R 8 ET 170L		36	720	170	70	370	180	25/M20	12,5	B,C,D

SREDNJENAPONSKI POTPORNI IZOLATORI

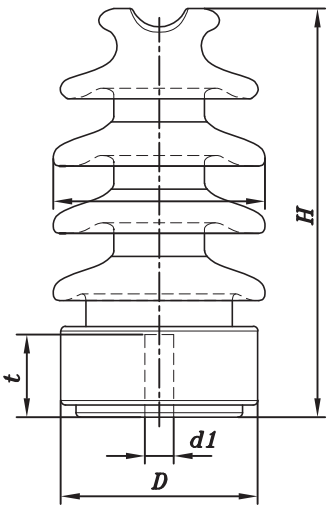

PROIZVOĐAČ	TIP IZOLATORA	MATERIJAL	NAZIVNI NAPON	DUŽINA STR. STAZE	PODNOSIVI UDARNI NAPON	PODNOSIVI NAPON 50Hz, KIŠA	DIMENZIJE (mm)			MIN. PREKIDNA SILA	TIP NOSAČA NPJ
			kV	mm	kV	kV	H	D	t/d1	kN	
IFO ELECTRIC	VKSt 20	KER 110.2	24	540	140	60	300	150	26/M16	4	A
	VKSt 25		24	570	170	72	335	150	26/M16	4	A
	VKS 20		24	515	140	60	290	160	30/M24	10	E,F
	VKS 25		24	545	170	72	325	160	30/M24	10	E,F
	VKS 30		36	630	185	82	370	170	32/M24	10	E,F
	VKS 35		36	730	210	95	415	170	32/M24	10	E,F
	R 12,5 ET125Sp		24	320	125	50	255	120	32/M20	12,5	B,C,D
	R 12,5 ET125N		24	400	125	50	305	150	32/M20	12,5	B,C,D
	R 12,5 ET170N		24	580	170	70	370	160	32/M20	12,5	B,C,D
	R 12,5 ET250N		36	860	250	95	510	170	32/M20	12,5	B,C,D
	R 12,5 ET325N		36	1200	325	140	660	180	32/M24	12,5	E,F

4. BETONSKI STUPOVI I KONZOLE – TEHNIČKI PODACI

4.1 BETONSKI STUPOVI I KONZOLE RAZNIH PROIZVOĐAČA

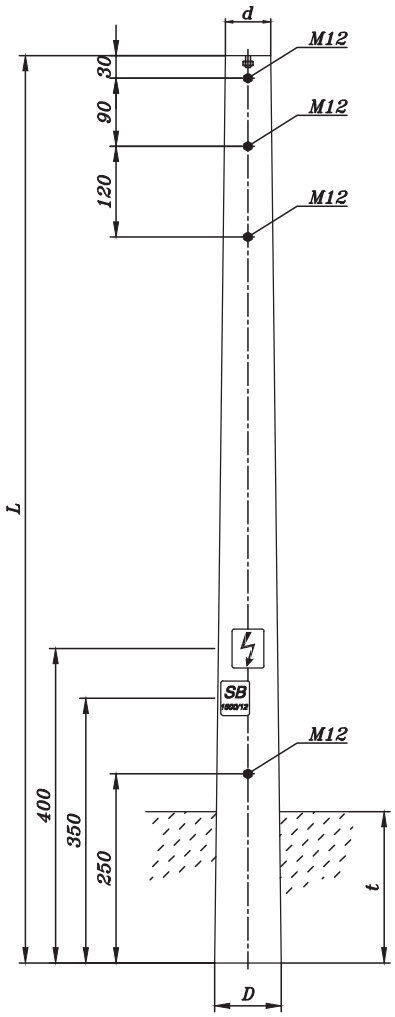

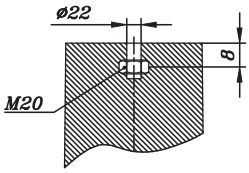

NAZIV STUPA		DOZVOLJENA HORIZONTALNA SILA F	DUŽINA L	GORNJI PROMJER d	DONJI PROMJER D	UKOP STUPA t	MASA STUPA
		daN	m	cm	cm	cm	kg
SB315	/12	315	12	15	33	200	1125
	/13		13	19,5	39		1925
	/14		14	19,5	40,5		2150
SB500	/12	500	12	19,5	37,5	200	1700
	/13		13	19,5	39		1925
	/14		14	19,5	40,5		2150
SB1000	/12	1000	12	19,5	46,5	200	2450
	/13		13	19,5	48,5		2750
	/14		14	19,5	49,5		3000
SB1600	/12	1600	12	28,5	46,5	200	2450
	/13		13	28,5	48,5		2750
	/14		14	28,5	49,5		3000
SB2500	/12	2500	12	34,5	52,5	230	2960
	/13		13	34,5	52,5		3125
	/14		14	33	54		4075
SB3150	/12	3150	12	34,5	52,5	230	2950
	/13		13	33	52,5		3675
	/14		14	33	54		5000

NAMJENA:

-NOSIVI, ZATEZNI
-KUTNI
-RASTERETNI
-ODCJEPNI

SREDNJENAPONSKI BETONSKI STUPOVI, TEHNOBETON VARAŽDIN
STANDARDNE IZVEDBE STUPOVA



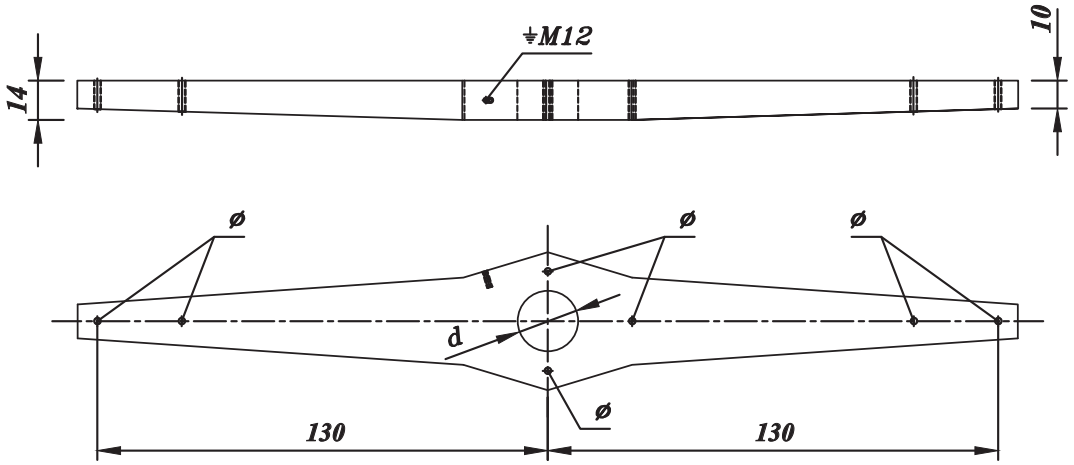

DIMENZIJE KONZOLE SU U CM

TIP KONZOLE	PROMJER		NAZIVNA SILA(daN)			MASA MASS kg	NAMJENA
	d(cm)	ø(mm)	F_X	F_Y	F_Z		
KB315/17G	17	22	160	500	620	123	N
KB315/21,5G	21,5					142,5	N
KB500/21,5G	21,5					142,5	N,K
KB1000/30,5G	30,5	22	510	740	650	280,8	K,O
KB1600/30,5G	30,5					280,8	Z,K,O
KB2500/36,5G	36,5	22	990	990	760	292,5	Z,K,O
KB3150/36,5G	36,5					292,5	Z,K,O

SREDNJENAPONSKE STANDARDNE AB KONZOLE- GAMA GLAVA (TEHNOBETON)



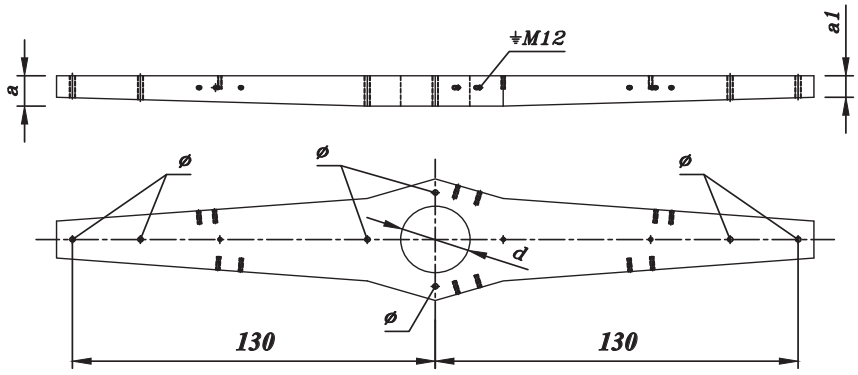

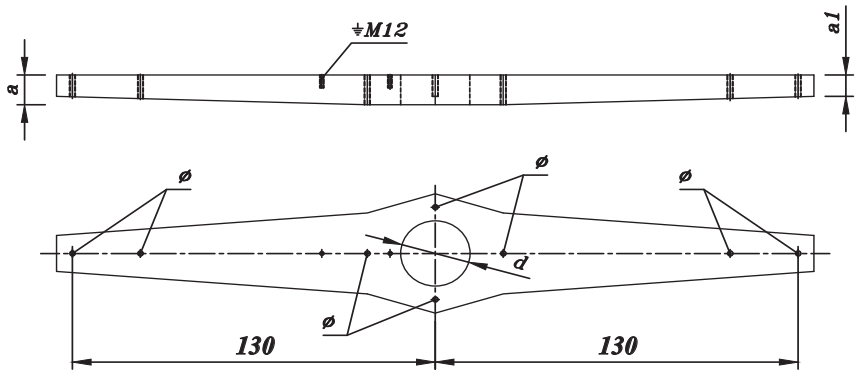

TIP KONZOLE	PROMJER		NAZIVNA SILA(daN)			a	a_1	MASA MASS kg	NAMJENA
	d(cm)	ø(mm)	F_X	F_Y	F_Z	cm			
KB1600/30,5G KB	30,5	22	510	740	650	14	10	281	K,Z,O, LR, KB
KB1600/30,5G LR									
KB2500/36,5G KB	36,5	22	990	990	760	14	10	293	K,Z,O, LR, KB
KB2500/36,5G LR									
KB3150/36,5G KB	36,5	22	990	990	760	14	10	293	K,Z,O, LR, KB
KB3150/36,5G LR									

DIMENZIJE KONZOLE SU U CM

SREDNJENAPONSKE SPECIJALNE AB KONZOLE- GAMA GLAVA (TEHNOBETON)

G OLR ZA ODCJEPNI LINIJSKI RASTAVLJAČ

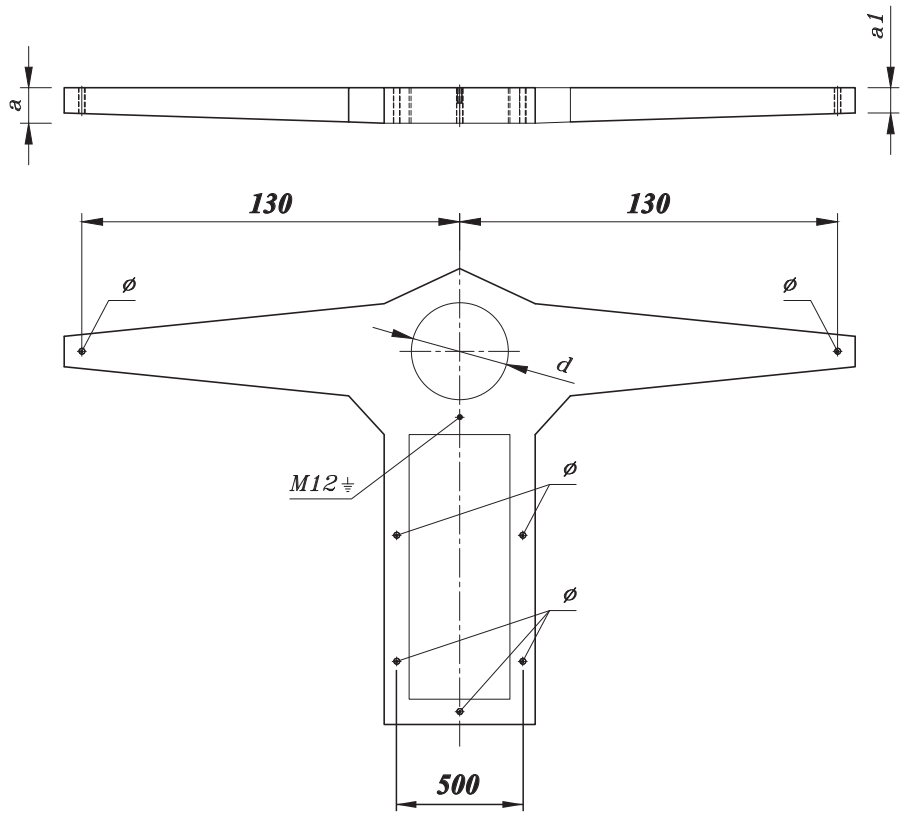

DIMENZIJE KONZOLE SU U CM

TIP KONZOLE	PROMJER		NAZIVNA SILA(daN)			a	a_1	MASA MASS kg	NAMJENA
	d(cm)	ø(mm)	F_x	F_Y	F_z	cm			
KB1600/32,5G OLR	32,5	22	100	500	470	14	10	370	Z,O OLR
KB2500/38,5G OLR	38,5	22	220	740	540			370	
KB3150/38,5G OLR	38,5	22	280	990	610			370	

SREDNJENAPONSKE SPECIJALNE AB KONZOLE- GAMA GLAVA (TEHNOBETON)

DM

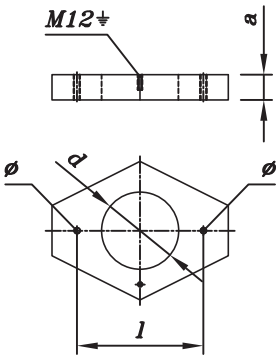

DM KB

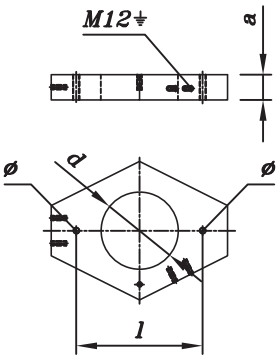

TIP KONZOLE	PROMJER		NAZIVNA SILA(daN)			a	l	MASA MASS kg	NAMJENA
	d(cm)	ø(mm)	F_X	F_Y	F_Z	cm			
KB315/21,5 DM KB500/21,5 DM	21,5	22	170	500	620	10	26	21	N N,K
KB1000/30,5 DM KB1000/30,5 DM KB	30,5	22	1070	990	910	10	52	46	K
KB1600/30,5 DM KB1600/30,5 DM KB	30,5	22	1070	990	910	10	52	46	Z,O,K
KB2500/36,5 DM KB2500/36,5 DM KB	36,5	22	1070	990	910	10	52	45	Z,O,K
KB3150/36,5 DM KB3150/36,5 DM KB	36,5	22	1070	990	910	10	52	45	Z,O,K

SREDNJENAPONSKE AB KONZOLE- DELTA GLAVA MALA (TEHNOBETON)

DV

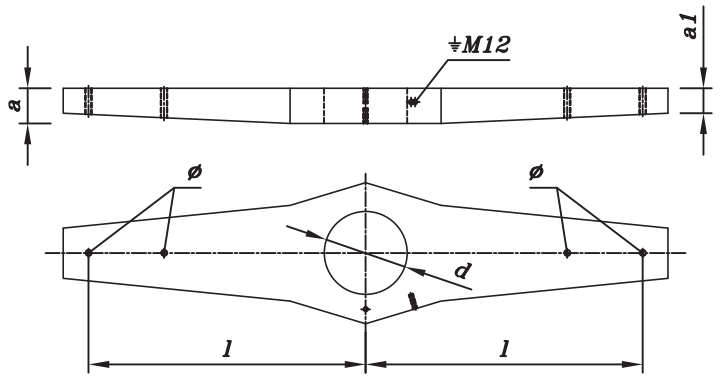

DV KB

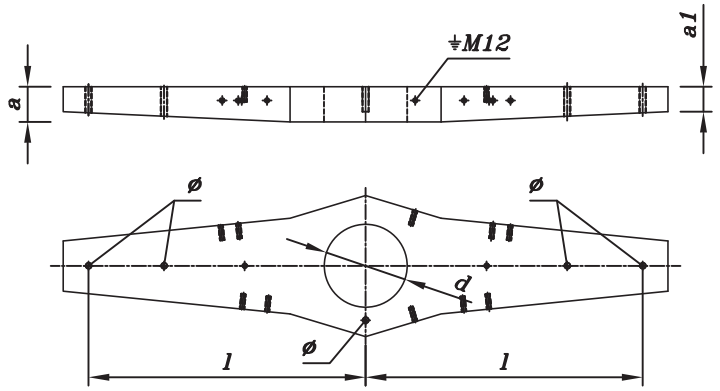

TIP KONZOLE	PROMJER		NAZIVNA SILA(daN)			a	a_1	l	MASA MASS kg	NAMJENA
	d(cm)	ø(mm)	F_x	F_Y	F_z	cm				
KB315/24 DV KB500/24 DV	24	22	170	500	620	14	10	90	116	N,K
KB1000/33 DV KB1000/33 DV KB	33	22	550	740	770	14	10	110	230	K,Z,O
KB1600/33 DV KB1600/33 DV KB	33	22	550	740	770	14	10	110	230	K,Z,O
KB2500/39 DV KB2500/39 DV KB	39	22	1070	990	910	14	10	110	230	K,Z,O
KB3150/39 DV KB3150/39 DV KB	39	22	1070	990	910	14	10	110	230	K,Z,O

SREDNJENAPONSKE AB KONZOLE- DELTA GLAVA VELIKA (TEHNOBETON)

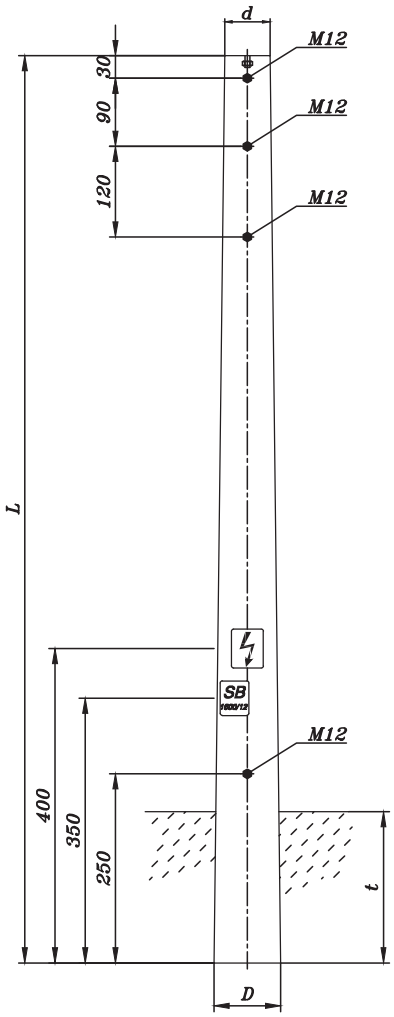

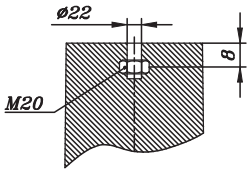

NAZIV STUPA	DOZVOLJENA HORIZONTALNA SILA F	DUŽINA L	GORNJI PROMJER d	DONJI PROMJER D	UKOP STUPA t	MASA STUPA
	daN	m	cm	cm	cm	kg
SB315 /12	315	12	14	32	200	1115
SB500 /12	500	12	18	36	200	1391
SB650 /12	650	12	20	38	200	1533
SB650 /13		13	20	39,5		1735
SB650 /14		14	20	41		1965
SB1000 /12	1000	12	24	42	200	1900
SB1250 /12	1250	12	27	45	200	2240
SB1250 /13		13	27	46,5		2519
SB1250 /14		14	27	48		2835
SB1600 /12	1600	12	27	45	200	2306
SB 2000 /12	2000	12	31	49	200	2612

NAMJENA:

-NOSIVI, ZATEZNI
-KUTNI
-RASTERETNI
-ODCJEPNI

SREDNJENAPONSKI BETONSKI STUPOVI, TBS, JASTREBARSKO
STANDARDNE IZVEDBE STUPOVA

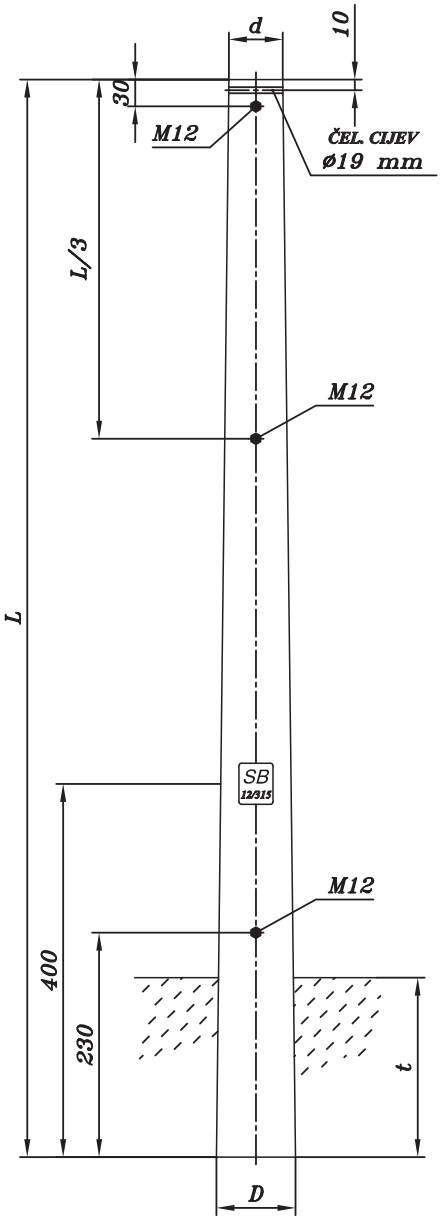

STUP S NAZIVNOM SILOM 315 daN

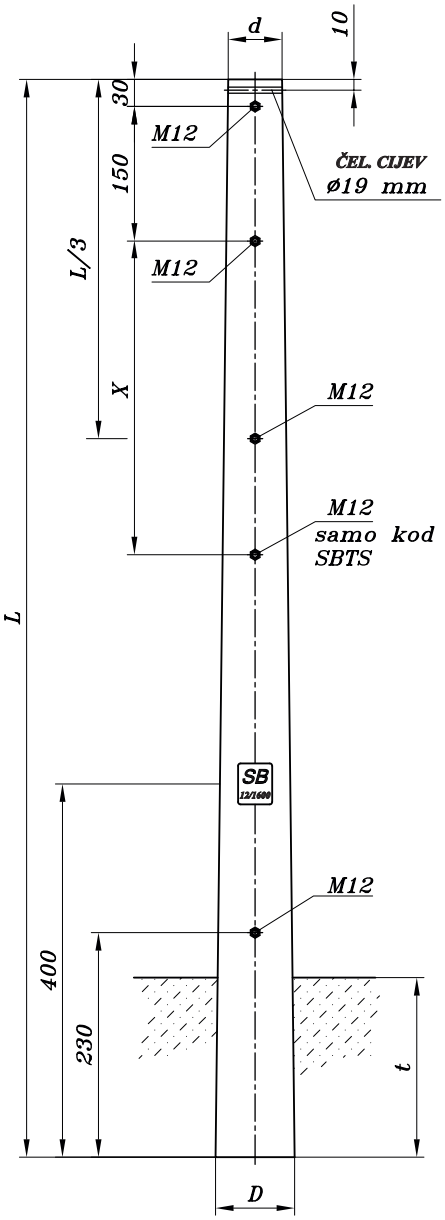

STUP S NAZIVNOM SILOM
800, 1000, 1600 I 2100 daN

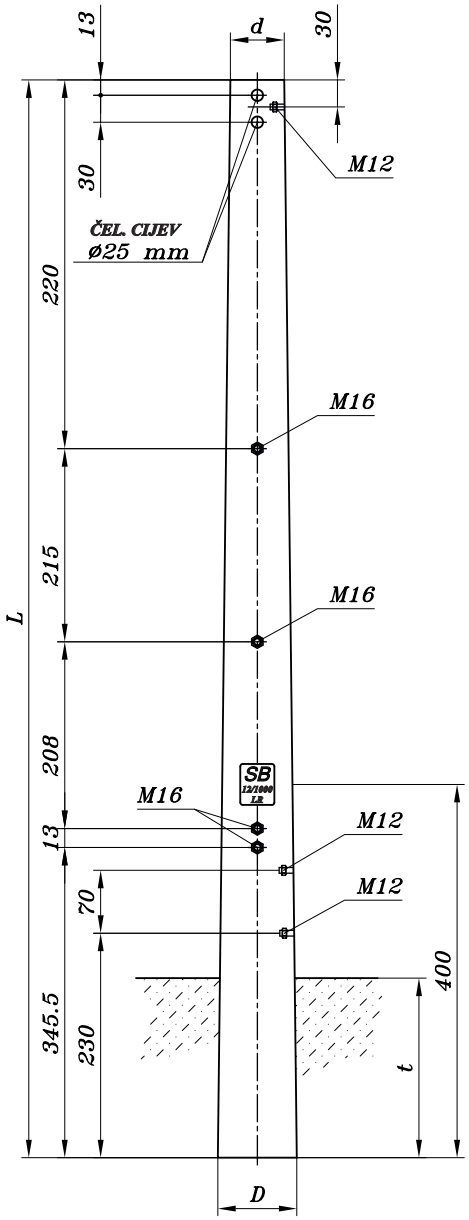

STUP S NAZIVNOM SILOM 1000 daN
ZA MONTAŽU RASTAVLJAČA

NAZIV STUPA	DOZVOLJENA HORIZONTALNA SILA F	DUŽINA L	GORNJI PROMJER d	DONJI PROMJER D	UKOP STUPA t	MASA STUPA
	daN	m	cm	cm	cm	kg
12/315	315	12	12	30	200	720
12/800	800	12	18	36	200	1270
12/1000	1000	12	20	38	200	1480
12/1600	1600	12	24	42	200	1900
12/2100	2100	12	27	45	200	2250
10/1000 LR	1000	10	20	35	200	1120
12/1600 TS	1600	12	24	42	200	1900
12/2100 TS	2100	12	27	45	200	2250

DIMENZIJE STUPA SU U CM

SREDNJENAPONSKI BETONSKI STUPOVI-TIPIZACIJA ELEKTRODISTRIBUCIJE BiH

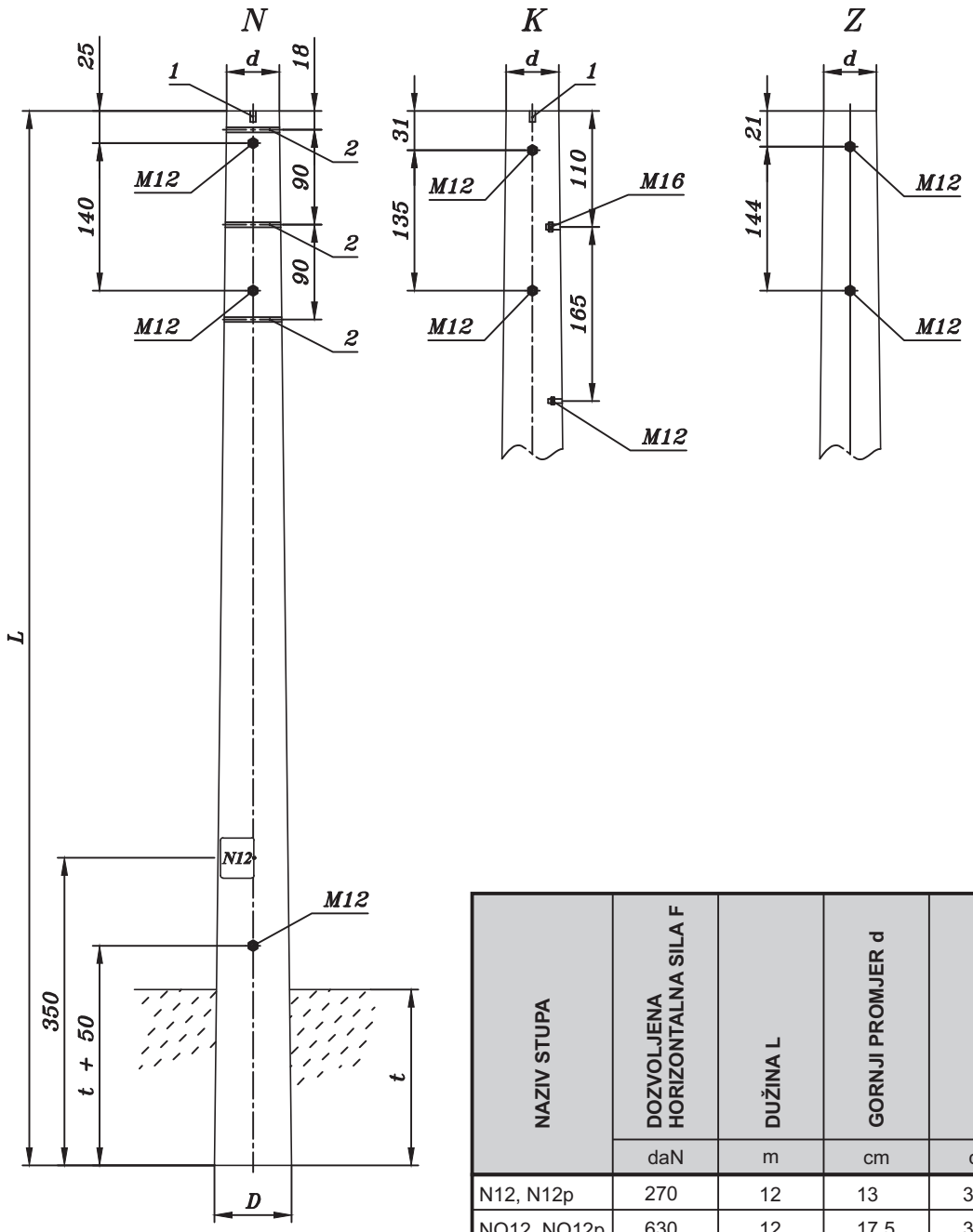

NAZIV STUPA	DOZVOLJENA HORIZONTALNA SILA F	DUŽINA L	GORNJI PROMJER d	DONJI PROMJER D	UKOP STUPA t	MASA STUPA
	daN	m	cm	cm	cm	kg
N12, N12p	270	12	13	31	200	1081
NO12, NO12p	630	12	17,5	35,5	200	1430
N13, N13p	314	13	22	41,5	220	1858
NO13, NO13p	630	13	22	41,5	220	1912
N14, N14p	314	14	22	43	250	2099
NO14, NO14p	630	14	22	43	250	2162
N15, N15p	314	15	22	44,5	250	2354
NO15, NO15p	630	15	22	44,5	250	2438
K12, K12p	1180	12	26,5	44,5	200	2056
K13	1180	13	26,5	46	220	2323
K14	1180	14	26,5	47,5	230	2614
K15	1180	15	26,5	49	250	2921
Z12	2200	12	31	49	200	2470

Poz 1 NAVOJNA ČAHURA M 24 (SAMO STUPOVI S OZNAKOM p)

Poz 2 PVC CIJEV PROMJERA 27 mm

DIMENZIJE STUPA SU U CM

SREDNJENAPONSKI BETONSKI STUPOVI, SGP PRIMORJE, AJDOVŠČINA

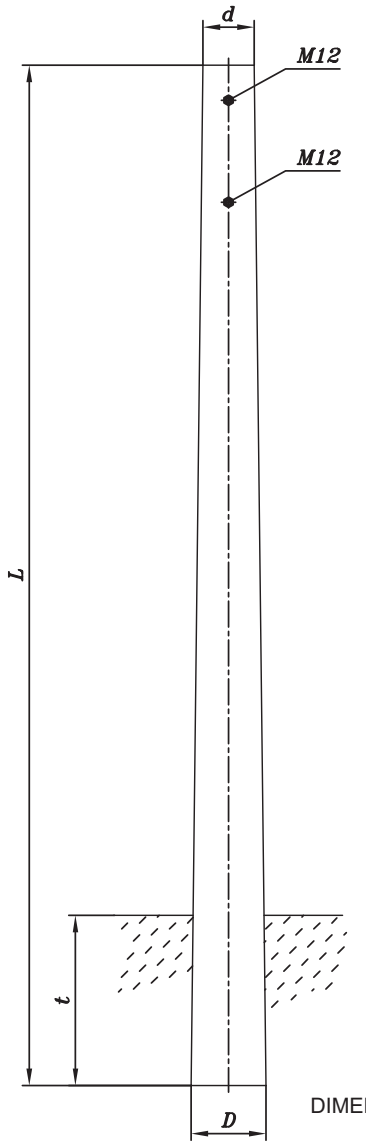

DIMENZIJE STUPA SU U CM

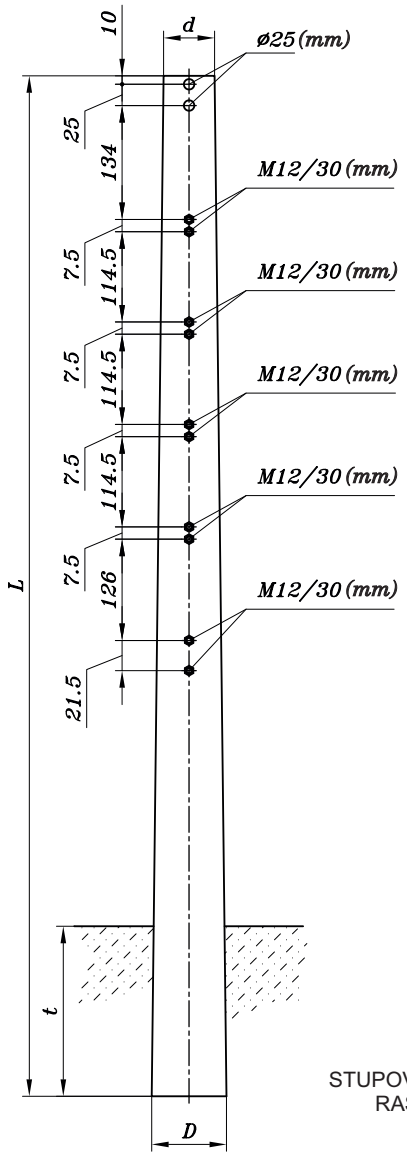

STUPOVI ZA MONTAŽU RASTAVLJAČA

NAZIV STUPA	DOZVOLJENA HORIZONTALNA SILA F	DUŽINA L	GORNJI PROMJER d	DONJI PROMJER D	UKOP STUPA t	MASA STUPA
	daN	m	cm	cm	cm	kg
N9	355	9	13	27	150	560
N10	355	10	13	29	160	700
N11	355	11	13	30	180	800
N12	355	12	13	31	200	920
K9-20^0	800	9	20	38	150	1350
K9-40^0	1000	9	20	38	150	1350
K9-60^0	1000	9	20	38	150	1350
K10-40^0	1000	10	22	37	160	1500
K11-40^0	1000	11	22	38	180	1600
K12-20^0	1000	12	22	40	200	1750
K12-40^0	1000	12	22	40	200	1750
LRS	1000	10	22	37	160	1500

SREDNJENAPONSKI BETONSKI STUPOVI, GIP NERETVA, ČAPLJINA

5. AL/ČE UŽAD- TEHNIČKI PODACI



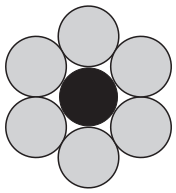

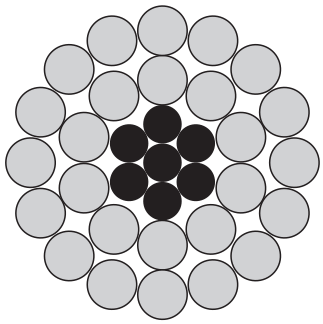

KARAKTERISTIKE AL /ČE UŽADI

NAZIV. PRESJEK	ODN. PRESJEKA AL/ČE	BR. I PROMJER ŽICA n x mm		MASA UŽETA	RAČUNSKI PRESJEK UŽETA mm^2			RAČ. PREKIDNA SILA	SREDNJI ISTOSM. OTPOR	STRUJA OPTEREĆENJA
(mm²)	Al/Če	Al	Če	(kg/km)	Al	Če	UKUPNO	(kN)	(Ω/km)	A (40°C)
25/4	6	6X2,50	1X2,25	97	23,8	4,0	27,8	9,030	1,2028	125
35/6	6	6X2,70	1X2,70	140	34,3	5,7	40,0	12,660	0,8352	145
50/8	6	6X3,20	1X3,20	196	48,3	8,0	56,3	17,140	0,5946	170
70/12	6	26X1,85	7X1,44	284	69,9	11,4	81,3	26,315	0,4130	235
95/15	6	26X2,15	7X1,67	383	94,9	15,3	109,7	35,140	0,3058	290
120/20	6	26X2,44	7X1,90	494	121,6	19,8	141,4	44,885	0,2374	345

MEHANIČKE KARAKTERISTIKE AL /ČE UŽADI

ODNOS PRESJEKA	BR. I PROMJER ŽICA n x mm	KOEF. LINEARNOG ISTEZANJA	MODUL ELASTIČNOSTI
AL/ČE	AL/ČE	10^{-6} x 1/°C	MPa
6	6/1	19,2	81000

HRN N.C1.351
DIN 48204
ASTM B 232
BS 215, dio 2
CSA C 49

ELEKTRIČKE I FIZIKALNE KARAKTERISTIKE AL /ČE UŽADI

KARAKTERISTIKA	AL ŽICA	ČEL. POCINČANA ŽICA
EL. VODLJIVOST (MS/m NA 20 °C)	35,38	5 (min)
SPEC. EL. OTPOR (Ωm NA 20 °C)	0,028264	0,2 (max)
KOEFICIJENT LINEARNOG ISTEZANJA (°C NA 20 °C)	23 x 10^{-6}	11,5 x 10^{-6}
GUSTOĆA NA 20 °C (kg/m³)	2703	7780
MODUL ELASTIČNOSTI (MPa)	70000	200000

AL/ČE UŽAD ZA NADZEMNE VODOVE

6. SPOJNA OPREMA ZA NEIZOLIRANE VODOVE

POZ. 3

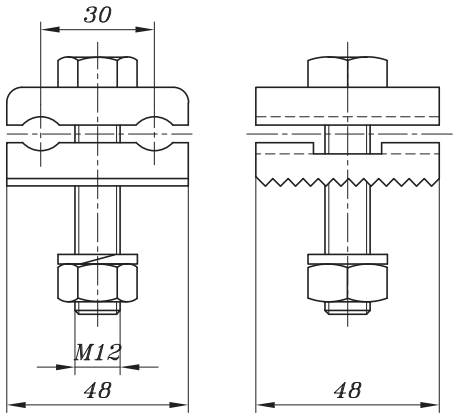

POZ. 4



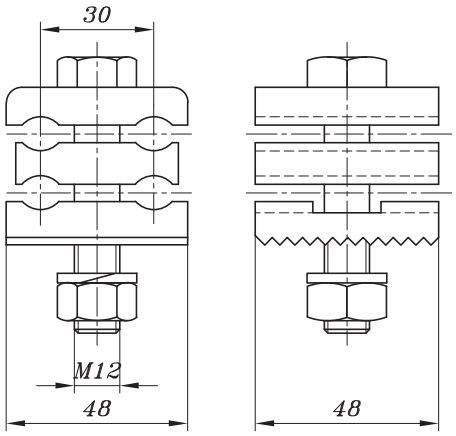

POZ. 1

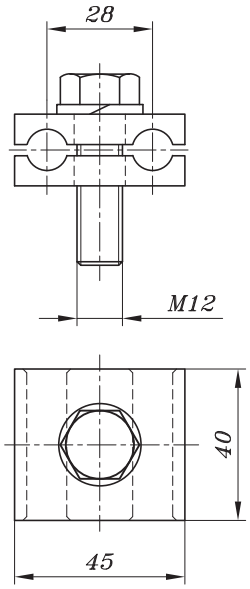

POZ. 2

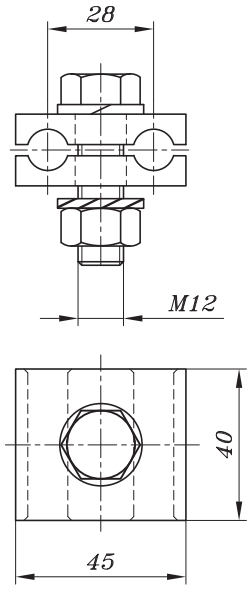

POZ. ITEM	NAZIV DESCRIPTION	TIP TYP	DIMENZIJE / DIMENSIONS	KAT.BROJ CAT.NO	MASA MASS KG
4	STEZALJKA ZA UZEMLJENJE ČELIČNE KONSTRUKCIJE(Cu 4XØ9)	SUM 4X9	mesing, 48x48	MP510000	0,55
3	STEZALJKA ZA UZEMLJENJE ČELIČNE KONSTRUKCIJE(Cu 2XØ9)	SUM 2X9	mesing, 48x48	MP510001	0,41
2	STEZALJKA ZA UZEMLJENJE 2 UZEMLJIVAČA 2XØ10	S-2	čelik, VZN 45x40	MP510101	0,27
1	STEZALJKA ZA UZEMLJENJE BETONSKOG STUPA 2XØ10	S-1	čelik, VZN 45x40	MP510100	0,25

STEZALJKE ZA UZEMLJENJE

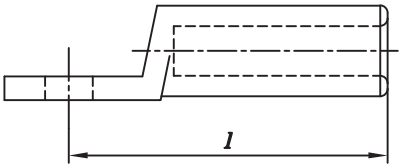

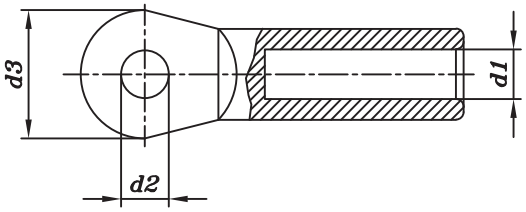

MATERIJAL: AL 99,5

POZ. ITEM	NAZIV DESCRIPTION	TIP TYP	PRESJEK mm²	d_2	d_1	D VODIČA (mm)	l	d_3	KAT.BROJ CAT.NO	MASA MASS KG
			DIMENZIJE / DIMENSIONS							
11	STOPICA AL	STAČ-120/16	120/20	17	16,5	15,5	85	30	MP302030	
10		STAČ-120/12		13					MP302028	
9	STOPICA AL	STAČ-95/16	95/15	17	14,8	13,6	85	30	MP302026	
8		STAČ-95/12		13			80	25	MP302024	
7	STOPICA AL	STAČ-70/16	70/12	17	12,5	11,7	75	30	MP302022	
6		STAČ-70/12		13				25	MP302020	
5		STAČ-70/10		10,5					MP302018	
4	STOPICA AL	STAČ-50/12	50/8	13	10,8	9,6	65	25	MP302016	
3		STAČ-50/10		10,5					MP302014	
2	STOPICA AL	STAČ-35/12	35/6	13	9	8,1	64	25	MP302012	
1		STAČ-35/10		10,5					MP302010	

KABELSKE STOPICE AL-UZDUŽNO VODONEPROPUSNE ZA AL/ČE VODIČE

POZ. 1-2

POZ. 3-5

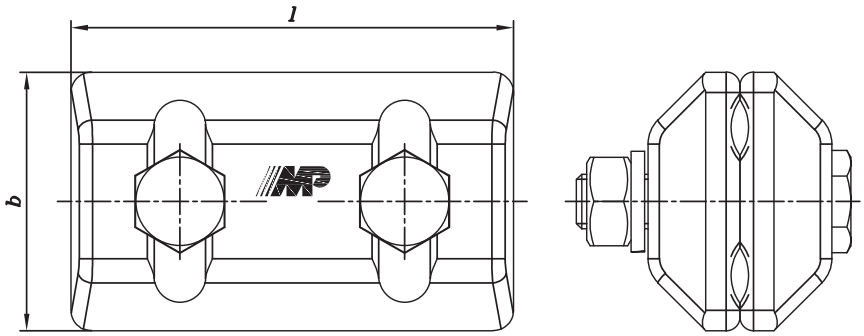

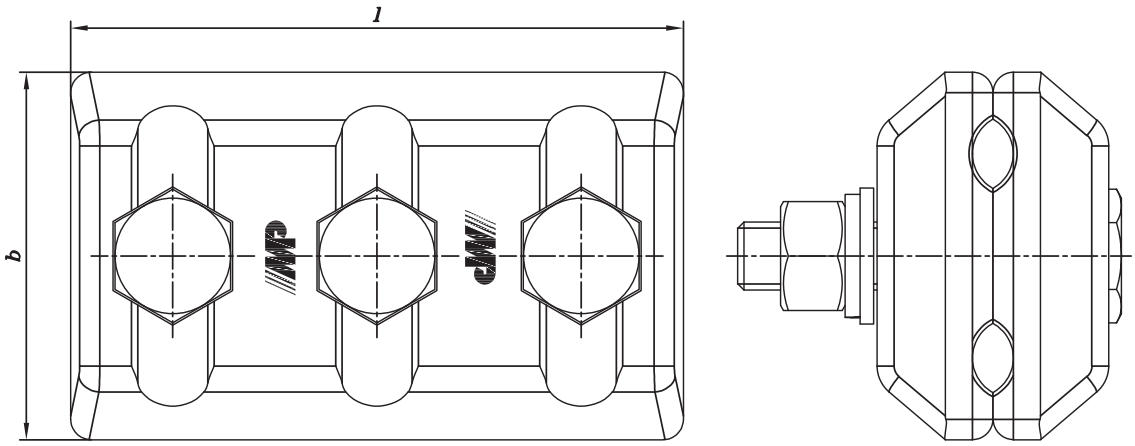

VIJČANA ROBA: VRUĆE POCINČANA
TIJELO STEZALJKE: AL

POZ. ITEM	NAZIV DESCRIPTION	TIP TYP	PRESJEK VODČA AL/ČE (mm²)	D VODIČA (mm)	l (mm)	b (mm)	KAT.BROJ CAT.NO	MASA MASS KG
5	STEZALJKA STRUJNA-AL	SSA-3/95-120	95/15-120/20	13,0-15,0	90	46	MP328009	0,35
4	STEZALJKA STRUJNA-AL	SSA-3/70-95	70/12-95/15	10,5-13,6	90	46	MP328008	0,35
3	STEZALJKA STRUJNA-AL	SSA-3/50-70	50/8-70/12	9,0-11,7	90	46	MP328006	0,31
2	STEZALJKA STRUJNA-AL	SSA-2/35-50	35/6-50/8	7,5-9,6	65	36	MP328004	0,23
1	STEZALJKA STRUJNA-AL	SSA-2/16-35	16/2,5-35/6	5,1-8,1	65	36	MP328002	0,184

DIMENZIJE / DIMENSIONS

STEZALJKE AL STRUJNE S UPUŠTENOM GLAVOM VIJKA (KOVANE)

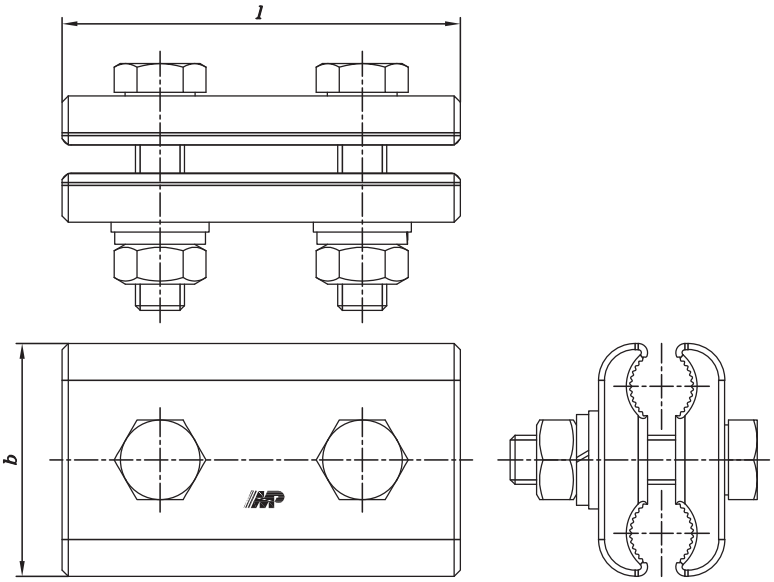

POZ. 1-2

POZ. 3-6

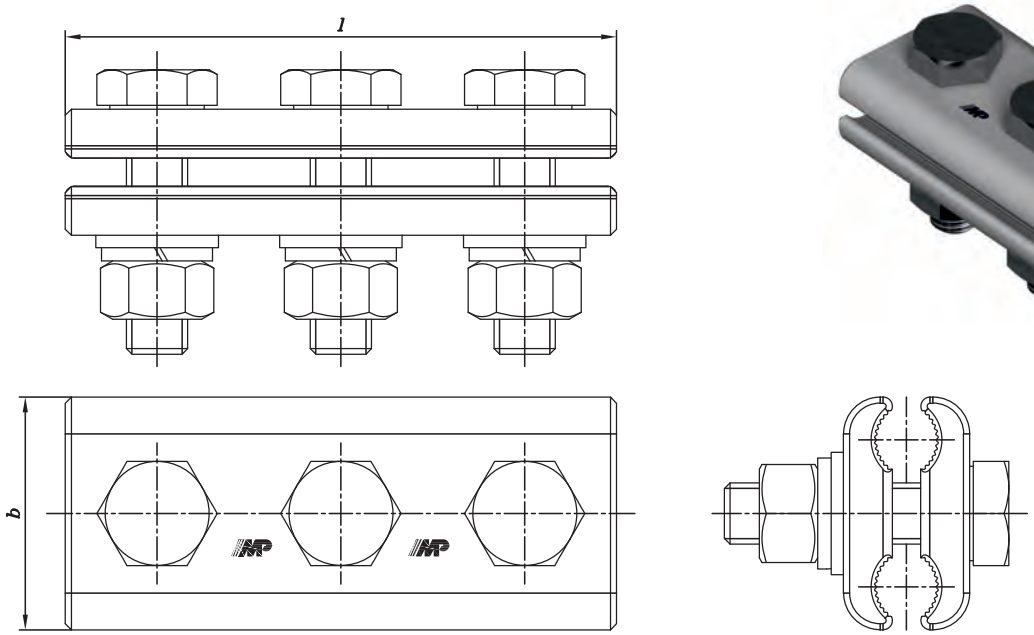

VIJČANA ROBA: VRUĆE POCINČANA
TIJELO STEZALJKE: AL

POZ. ITEM	NAZIV DESCRIPTION	TIP TYP	PRESJEK VODČA AL/ČE (mm²)	D VODIČA (mm)	l (mm)	b (mm)	KAT.BROJ CAT.NO	MASA MASS KG
6	STEZALJKA STRUJNA-AL	SSAR-3/95-150	95/15-150/25	12,5-17,1	100	92	MP328038	0,40
5	STEZALJKA STRUJNA-AL	SSAR-3/70-95	70/12-95/15	10,5-13,6	90	46	MP328036	0,35
4	STEZALJKA STRUJNA-AL	SSAR-3/50-70	50/8-70/12	9,0-11,7	90	46	MP328034	0,31
3	STEZALJKA STRUJNA-AL	SSAR-3/35-50	35/6-50/8	7,5-9,6	90	46	MP328025	0,30
2	STEZALJKA STRUJNA-AL	SSAR-2/35-50	35/6-50/8	7,5-9,6	65	36	MP328032	0,23
1	STEZALJKA STRUJNA-AL	SSAR-2/16-35	16/2,5-35/6	5,1-8,1	65	36	MP328030	0,184

DIMENZIJE / DIMENSIONS

STEZALJKE AL STRUJNE RAVNE

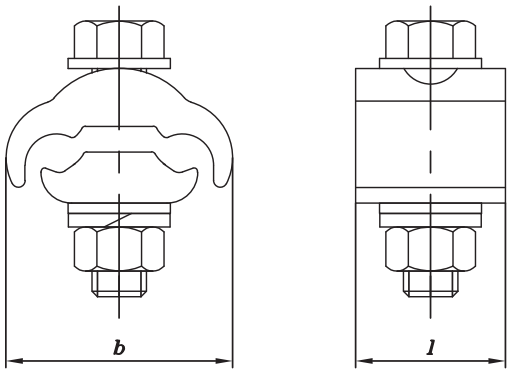

POZ. 1-3

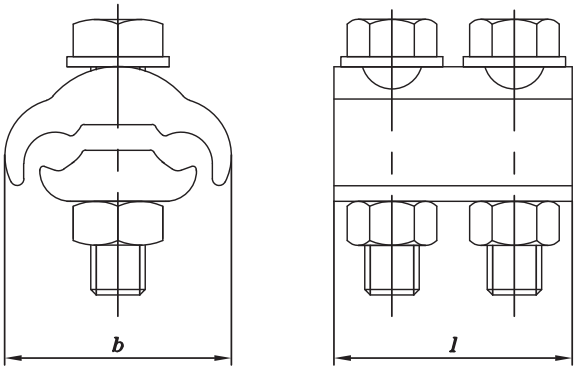

POZ. 4-7

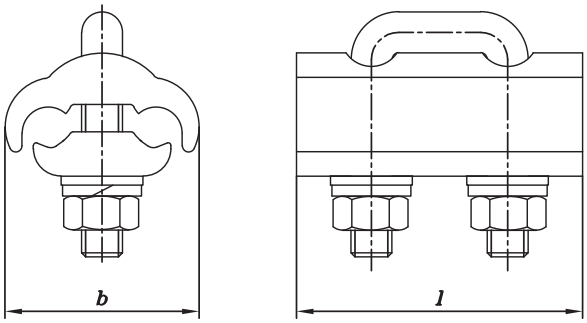

POZ. 8-11

POZ. 1-7 VIJČANA ROBA: VRUĆE POCINČANA
POZ. 8-11 VIJČANA ROBA: GALVANSKI POCINČANA
TIJELO STEZALJKE: E-CU

ZA CU UŽAD PREMA DIN 48201

POZ. ITEM	NAZIV DESCRIPTION	TIP TYP	PRESJEK VODIČA mm²	D VODIČA (mm)	l (mm)	b (mm)	KAT.BROJ CAT.NO	MASA MASS KG
			DIMENZIJE / DIMENSIONS					
11	STEZALJKA Cu ODVOJNA S U VIJKOM	OSB-U/10-70	10-70	3,5-10,5	45	37	MP321208	0,20
10		OSB-U/6-50	6-50	2,7-9	45	33	MP321206	0,17
9		OSB-U/6-35	6-35	2,7-7,5	42	28	MP321204	0,112
8		OSB-U/4-25	4-25	2,3-6,3	40	25	MP321202	0,085
7	STEZALJKA Cu ODVOJNA S 2 VIJKA	OSB-2V/10-70	10-70	3,5-10,5	45	37	MP321216	0,19
6		OSB-2V/6-50	6-50	2,7-9	45	33	MP321214	0,15
5		OSB-2V/6-35	6-35	2,7-7,5	42	28	MP321212	0,131
4		OSB-2V/4-25	4-25	2,3-6,3	40	25	MP321210	0,07
3	STEZALJKA Cu ODVOJNA S 1 VIJKOM	OSB-1V/6-50	6-50	2,7-9	22	33	MP321006	0,088
2		OSB-1V/6-35	6-35	2,7-7,5	20	28	MP321004	0,054
1		OSB-1V/4-25	4-25	2,3-6,3	20	25	MP321002	0,043

STEZALJKE CU ODVOJNE

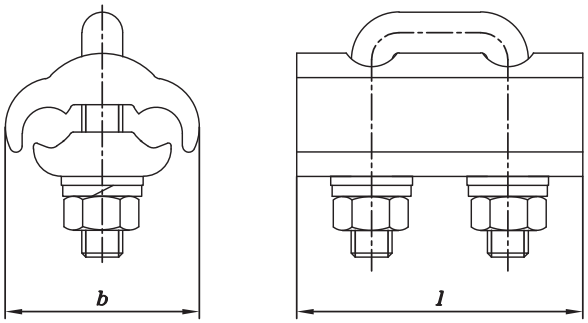

POZ. 5-8

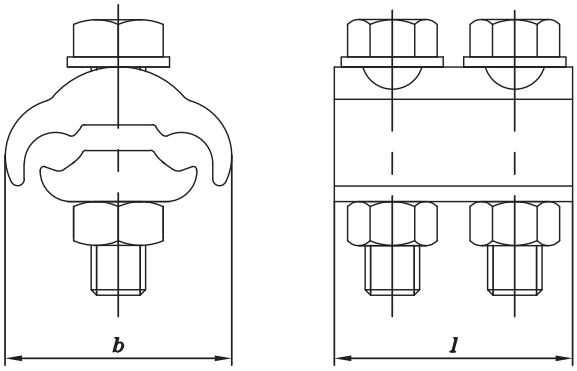

POZ. 1-4

POZ. 1-4 VIJČANA ROBA: VRUĆE POCINČANA ILI A2
POZ. 5-8 VIJČANA ROBA: GALVANSKI POCINČANA
TIJELO STEZALJKE: AL
ZA AL UŽAD PREMA DIN 48201, DIO 2 I AL/ČE UŽAD PREMA DIN 48204

POZ. ITEM	NAZIV DESCRIPTION	TIP TYP	PRESJEK VODIČA mm²	D VODIČA (mm)	l (mm)	b (mm)	KAT.BROJ CAT.NO	MASA MASS KG
			DIMENZIJE / DIMENSIONS					
8	STEZALJKA AL. ODVOJNA S U - VIJKOM	OSA-U/10-95	16/2,5-95/15	5,1-13,6	53	42	MP325008	0,14
7		OSA-U/6-50	16/2,5-50/8	5,1-9,6	46	33,5	MP325006	0,09
6		OSA-U/6-35	16/2,5-35/6	5,1-8,1	42	28,5	MP325004	0,062
5		OSA-U/4-25	16/2,5-25/4	5,1-6,8	40	25	MP325002	0,044
4	STEZALJKA AL. ODVOJNA S VIJCIMA	OSA-V/10-95	16/2,5-95/15	5,1-13,6	53	42	MP325009	0,023
3		OSA-V/6-50	16/2,5-50/8	5,1-9,6	46	33,5	MP325005	0,093
2		OSA-V/6-35	16/2,5-35/6	5,1-8,1	42	28,5	MP325003	0,053
1		OSA-V/4-25	16/2,5-25/4	5,1-6,8	40	25	MP325001	0,049

STEZALJKE AL ODVOJNE

POZ. 1

POZ. 2-3

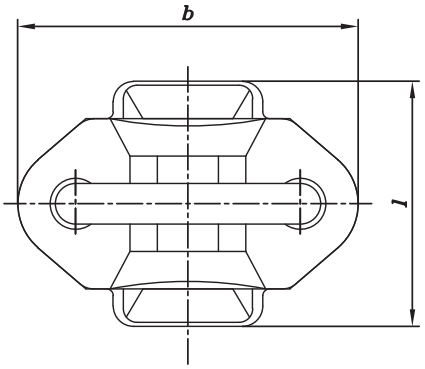

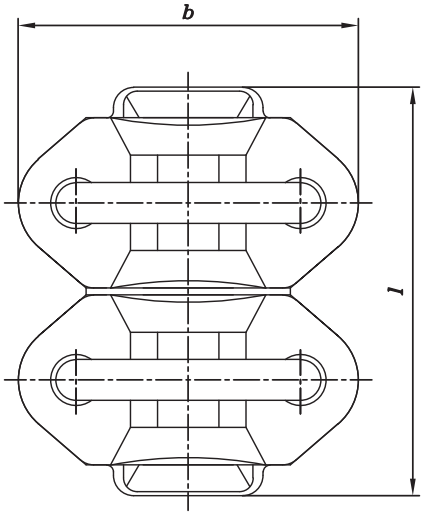

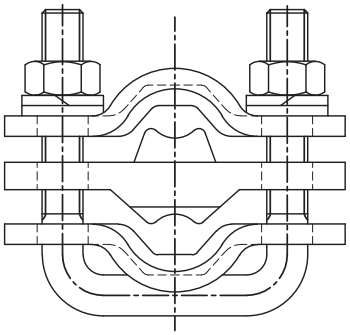

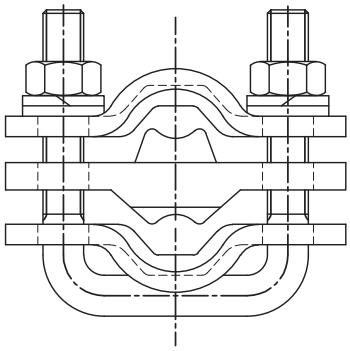

VIJČANA ROBA: GALVANSKI POCINČANA

ZA AL I CU UŽAD PREMA DIN 48201, AL/ČE UŽAD PREMA DIN 48204

POZ. ITEM	NAZIV DESCRIPTION	TIP TYP	PRESJEK VODIČA mm²		D VODIČA (mm)	l (mm)	b (mm)	KAT.BROJ CAT.NO	MASA MASS KG
			DIMENZIJE / DIMENSIONS						
3	STEZALJKA AL/CU ODVOJNA S 2 U VIJKA	OSAB-U/25-150	25/4-150/25	25-150	6,3-17,1	73	63	MP326006	0,26
2		OSAB-U/16-70	16/2,5-70/12	16-70	5,1-11,7	60	50	MP326004	0,15
1	STEZALJKA AL/CU ODVOJNA S 1 U VIJKOM	OSAB-U/6-35	16/2,5-35/6	6-35	3,3-8,1	37	50	MP326002	0,08
			AL/ČE	Cu					

STEZALJKE AL/CU ODVOJNE

POZ. 1-2

ZA AL UŽAD PREMA DIN 48201, DIO 5
ZA AL/ČE UŽAD PREMA DIN 48204
TIJELO: AL

POZ. 3-4

ZA CU UŽAD PREMA DIN 48201, DIO 1
TIJELO: E-CU

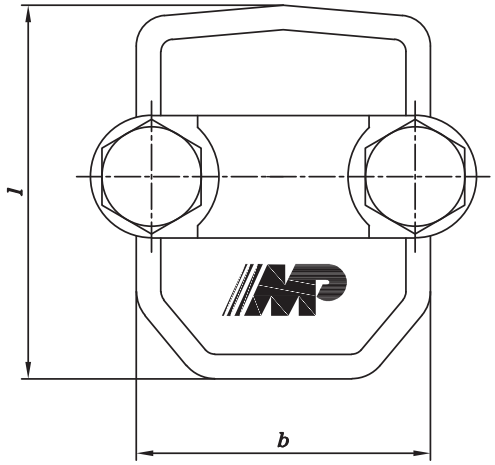

VIJČANA ROBA: VRUĆE POCINČANA

POZ. ITEM	NAZIV DESCRIPTION	TIP TYP	PRESJEK VODIČA mm²	D VODIČA (mm)	l (mm)	b (mm)	KAT.BROJ CAT.NO	MASA MASS KG
			DIMENZIJE / DIMENSIONS					
4	STEZALJKA ZAVRŠNA- CU	ZSB/50-70	50-70	9-10,5	60	50	MP861058	0,36
3		ZSB/25-35	25-35	6,3-7,5	50	40	MP861057	0,22
2	STEZALJKA ZAVRŠNA- AL	ZSA/50-70	50/8-70/12	9-11,7	61	48	MP327004	0,21
1		ZSA/25-35	25/4-35/6	6,3-8,1	49	30	MP327002	0,11

STEZALJKE ZAVRŠNE AL I CU



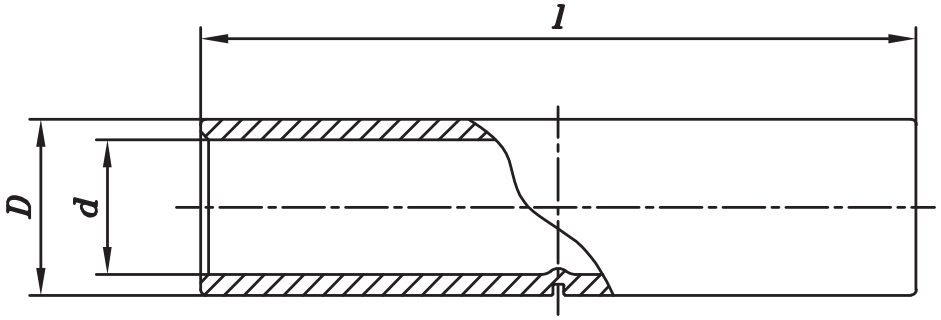

ZA CU UŽAD PREMA DIN 48201, DIO 1

POZ. ITEM	NAZIV DESCRIPTION	TIP TYP	PRESJEK VODIČA mm²	PROMJER VODIČA mm²	BROJ ALATA	d (mm)	l (mm)	KAT.BROJ CAT.NO	MASA MASS KG
			DIMENZIJE / DIMENSIONS						
10	ČAHURA Cu ZA MEHANIČKI OPTEREĆENI SPOJ	SCB-Z-150	150	15,7	25	17,0	160	MP315150	0,407
9		SCB-Z-120	120	14,0	22	15,5	160	MP315120	0,365
8		SCB-Z-95	95	12,5	20	13,5	145	MP315095	0,24
7		SCB-Z-70	70	10,5	16	11,5	95	MP315070	0,111
6		SCB-Z-50	50	9,0	14	10,0	95	MP315050	0,091
5		SCB-Z-35	35	7,5	12	8,2	95	MP315035	0,062
4		SCB-Z-25	25	6,3	10	7,0	80	MP315025	0,033
3		SCB-Z-16	16	5,1	8	5,5	80	MP315016	0,033
2		SCB-Z-10	10	4,10	8	4,5	80	MP315010	0,031
1		SCB-Z-6	6	3,00	5	3,8	65	MP315006	0,008

ČAHURE ZA MEHANIČKI OPTEREĆENE SPOJEVE CU UŽADI (PREMA DIN 48085, DIO 1)



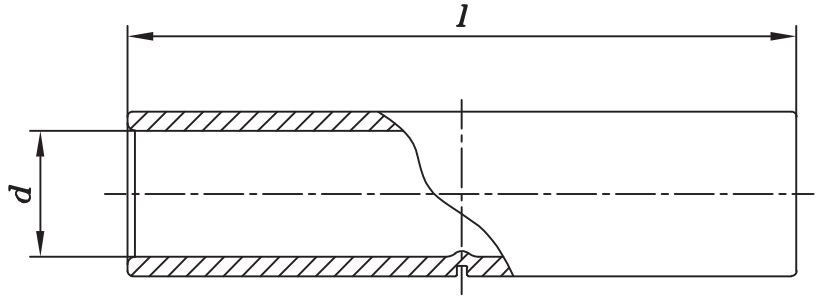

ZA AL UŽAD PREMA DIN 48201, DIO 5

POZ. ITEM	NAZIV DESCRIPTION	TIP TYP	PRESJEK VODIČA mm²	PROMJER VODIČA mm	BROJ ALATA	d (mm)	l (mm)	KAT.BROJ CAT.NO	MASA MASS KG
			DIMENZIJE / DIMENSIONS						
9	ČAHURA AL ZA MEHANIČKI OPTEREĆENI SPOJ	SCA-Z-185	185	17,5	28	18,3	330	MP312185	0,33
8		SCA-Z-150	150	15,7	28	16,3	300	MP312150	0,33
7		SCA-Z-120	120	14,0	25	14,7	250	MP312120	0,22
6		SCA-Z-95	95	12,5	22	13,2	165	MP312095	0,142
5		SCA-Z-70	70	10,5	18	11,2	165	MP152110	0,090
4		SCA-Z-50	50	9,0	16	9,8	155	MP152108	0,059
3		SCA-Z-35	35	7,5	14	8,0	140	MP152106	0,047
2		SCA-Z-25	25	6,3	12	6,8	140	MP152104	0,034
1		SCA-Z-16	16	5,1	12	5,6	140	MP152102	0,037

ČAHURE ZA MEHANIČKI OPTEREĆENE SPOJEVE AL UŽADI (PREMA DIN 48085, DIO 2)

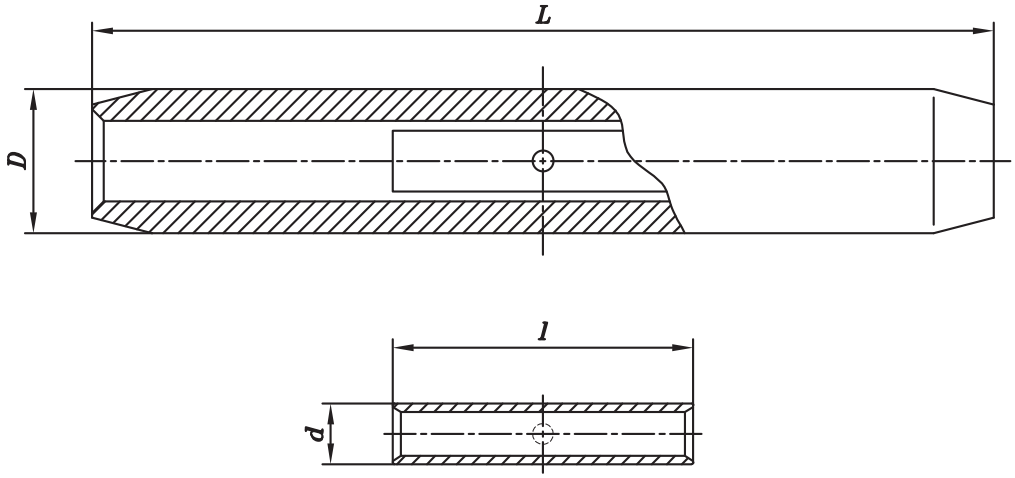

ZA AL/ČE UŽAD PREMA DIN 48204

POZ. ITEM	NAZIV DESCRIPTION	TIP TYP	PRESJEK VODIČA mm²	AL	ČE	D	L	d	l	KAT.BROJ CAT.NO	MASA MASS KG
				D-VODIČA (mm)							
			DIMENZIJE / DIMENSIONS								
6	ČAHURA AL/ČE ZA MEHANIČKI OPTEREĆENI SPOJ	SCAČ-Z-120/20	120/20	15,5	5,7	25	410	13,0	130	MP314120	0,45
5		SCAČ-Z-95/15	95/15	13,6	5,01	22,5	310	9,5	95	MP314095	0,28
4		SCAČ-Z-70/12	70/12	11,7	4,32	18,5	280	9,5	95	MP314070	0,18
3		SCAČ-Z-50/8	50/8	9,6	3,20	16	280	7,5	95	MP314050	0,11
2		SCAČ-Z-35/6	35/6	8,1	2,70	14	245	6,3	80	MP314035	0,08
1		SCAČ-Z-25/4	25/4	6,8	2,25	12	210	6,3	65	MP314025	0,054

ČAHURE ZA MEHANIČKI OPTEREĆENE SPOJEVE AL/ČE UŽADI (PREMA DIN 48085, DIO 3)



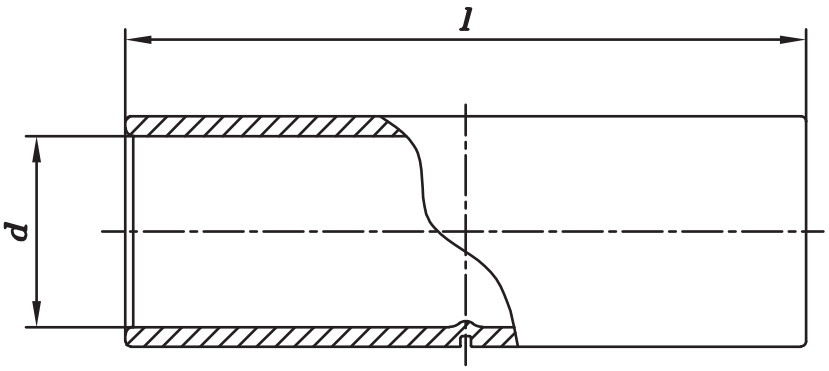

ZA AL/ČE UŽAD PREMA DIN 48204

POZ. ITEM	NAZIV DESCRIPTION	TIP TYP	PRESJEK VODIČA mm²	PROMJER VODIČA mm	BROJ ALATA	d (mm)	l (mm)	KAT.BROJ CAT.NO	MASA MASS KG
			DIMENZIJE / DIMENSIONS						
7	ČAHURA AL/ČE ZA MEHANIČKI NEOPTEREĆENI SPOJ	SCAČ-150/25	150/25	17,1	28	18,3	125	MP313150	0,15
6		SCAČ-120/20	120/20	15,5	25	16,3	125	MP313120	0,14
5		SCAČ-95/15	95/15	13,6	22	14,7	105	MP313095	0,09
4		SCAČ-70/12	70/12	11,7	18	12,5	105	MP313070	0,059
3		SCAČ-50/8	50/8	9,6	16	10,6	85	MP313050	0,033
2		SCAČ-35/6	35/6	8,1	14	8,6	85	MP313035	0,026
1		SCAČ-25/4	25/4	6,8	12	7,3	70	MP313025	0,02

ČAHURE ZA MEHANIČKI NEOPTEREĆENE SPOJEVE AL/ČE UŽADI



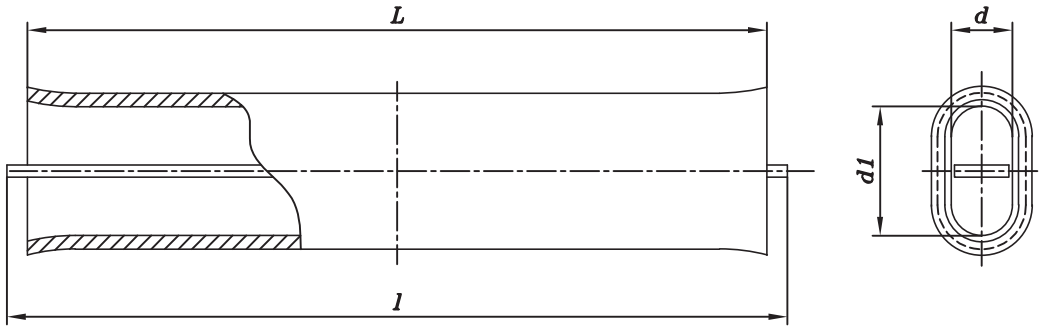

ZA AL/ČE UŽAD PREMA DIN 48204

POZ. ITEM	NAZIV DESCRIPTION	TIP TYP	PRESJEK VODIČA mm²	PROMJER VODIČA mm	d	d1	L	l	KAT.BROJ CAT.NO	MASA MASS KG
			DIMENZIJE / DIMENSIONS		(mm)					
6	ZAREZNA OVALNA SPOJNICA - DUGA	ZSO-AC-120/20	120/20	15,5	17	35,5	880	910	MP311120	0,680
5		ZSO-AC-95/15	95/15	13,6	15	31	658	685	MP311095	0,445
4		ZSO-AC-70/12	70/12	11,7	13	26	468	490	MP311070	0,255
3		ZSO-AC-50/8	50/8	9,6	10,5	22	384	405	MP311050	0,144
2		ZSO-AC-35/6	35/6	8,1	9	19	310	325	MP311035	0,104
1		ZSO-AC-25/4	25/4	6,8	8	17	274	280	MP311025	0,063

ZAREZNE OVALNE SPOJNICE ZA AL/ČE UŽAD, ZA MEHANIČKI OPTEREĆENI SPOJ (DUGA IZVEDBA; PREMA DIN 48217)

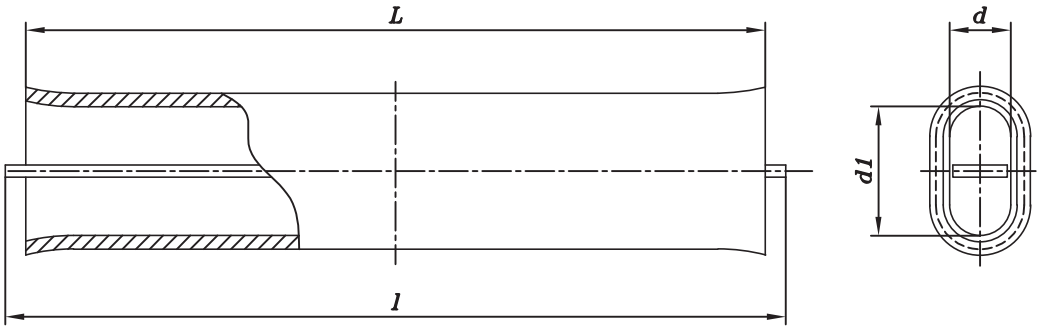

ZA AL/ČE UŽAD PREMA DIN 48204

POZ. ITEM	NAZIV DESCRIPTION	TIP TYP	PRESJEK VODIČA mm²	PROMJER VODIČA mm	d	d1	L	l	KAT.BROJ CAT.NO	MASA MASS KG
			DIMENZIJE / DIMENSIONS		(mm)					
6	ZAREZNA OVALNA SPOJNICA -KRATKA	ZSO-AC-120/20-K	120/20	15,5	17	35,5	286	315	MP301120	0,221
5		ZSO-AC-95/15-K	95/15	13,6	15	31	264	290	MP301095	0,179
4		ZSO-AC-70/12-K	70/12	11,7	13	26	198	220	MP301070	0,108
3		ZSO-AC-50/8-K	50/8	9,6	10,5	22	180	200	MP301050	0,068
2		ZSO-AC-35/6-K	35/6	8,1	9	19	126	140	MP301035	0,042
1		ZSO-AC-25/4-K	25/4	6,8	8	17	114	120	MP301025	0,027

ZAREZNE OVALNE SPOJNICE ZA AL/ČE UŽAD, ZA MEHANIČKI OPTEREĆENI SPOJ (KRATKA IZVEDBA)

Molimo vas da eventualne primjedbe, sugestije ili nadopune dostavite u Metal Product.

Svu ambalažu i otpadni materijal poslije završenih radova odložite u za to predviđeno mjesto.

If you want to give any suggestions on this catalogue, please send them to Metal Product.

Please place the packaging material on appropriate depo.

SVE OVDJE NAVEDENE INFORMACIJE VLASNIŠTVO SU FIRME METAL PRODUCT d.o.o. TE IH TREBA SMATRATI TAJNIM I POVJERLJIVIM. ZABRANJENO JE NJIHOVO OBJAVLJIVANJE, UMNOŽAVANJE, PRIOPĆAVANJE ILI UPORABA U BILO KOJU DRUGU SVRHU, A BEZ IZRIČITOG PISMENOG ODOBRENJA OD STRANE METAL PRODUCT-a.

ALL INFORMATION PROVIDED HERE ARE THE PROPERTY OF METAL PRODUCT d.o.o. AND ARE TO BE HELD IN TRUST AND CONFIDENCE.

PUBLICATION, DUPLICATION, DISCLOSURE OR USE FOR ANY OTHER PURPOSE NOT EXPRESSLY AUTHORISED IN WRITING BY METAL PRODUCT IS PROHIBITED.

OSTALI KATALOZI

- 1 Kabelski spojni pribor
- 3 Spojna i ovjesna oprema za nn nadzemne mreže s izoliranim vodičima u snopu
- 4 Rastavljači i rastavne sklopke za vanjsku montažu
- 6.1 Izolatorski lanci do 35 kV
- 8 Kabelski pribor za energetske mreže napona do 1 kV

OTHER CATALOGS

- 1 Cable Connection Equipment
- 3 Aerial Bundle Conductor Accessories
- 4 Power Pole Mounted Switch Disconnectors
- 6.1 Insulator strings up to 35 kV
- 8 Cable Acessories for Power Networks up to 1 kV



METAL PRODUCT®

utemeljeno 1967

10020 Zagreb, Đačka 70 - Odra, Croatia
Tel: +385 (01) 6379 555 • Fax: +385 (01) 6379 550
info@metal-product.hr • www.metal-product.hr